

## **Appendix A-5**

### **Carp Road and Richardson Side Road 2011 ATR Counts**



# Vehicle Classification Classes, Metric - Scheme F99

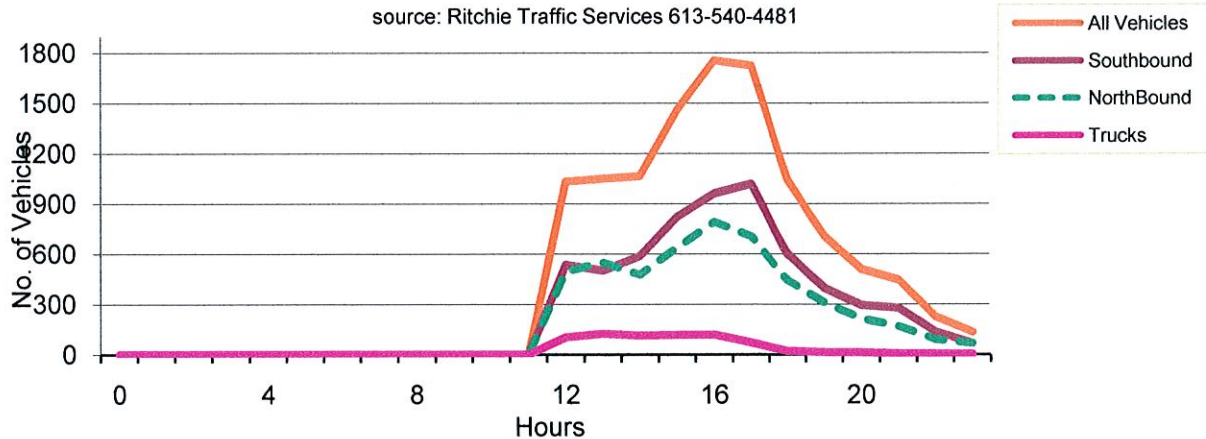
Class. #	Vehicle Type	No. of Axles	Axles 1 to 2 Spacing	Axles 2 to 3 Spacing	Axles 3 to 4 Spacing	Axles 4 to 5 Spacing	Axles 5 to 6 Spacing
	<b>Cars, Pickups, etc</b>						
1	Motorcycle	2	< 1.83				
2	Passenger Car	2	1.83 to 3.05				
	Pass. Car + trailer	3	< 3.05	3.05 to 5.49			
	Pass. Car + trailer	4	< 3.05		< 1.07		
3	Pickup	2	3.05 to 4.57				
	Pickup + trailer	3	3.05 to 4.57	3.05 to 5.49			
	Pickup + trailer	4	3.05 to 4.57		< 1.07		
	Pickup + trailer	5	3.02 to 4.57			< 1.07	
	<b>Buses, Dump Trucks, etc</b>						
4	Bus	2	> 6.10				
	Bus	3	> 5.80				
5	Single unit truck – dual rear axle	2	4.54 to 6.10			< 1.07	
6	3 axle Truck	3		< 5.49			
7	4 axle Truck	4					
	<b>Transports, etc</b>						
8	2 S 1	3		> 5.49			
	2 S 2	4		> 1.52	< 1.07		
	3 S 1	4		< 1.52	> 3.05		
9	3 S 2	5		< 1.86		1.07 to 2.44	
	5 axle combination	5					
10	6 axle combination	6			1.07 to 1.52		
	3 S 3	6					
11	2 S 1-2	5		> 1.83			
12	3 S 1-2	6					> 3.05
13	Truck	> 6					
14	Unclassified Vehicle						

**Carp Road, south of Hwy 417 EB on-ramp**  
**Monday, April 4, 2011**

\*\*\* = partial day count

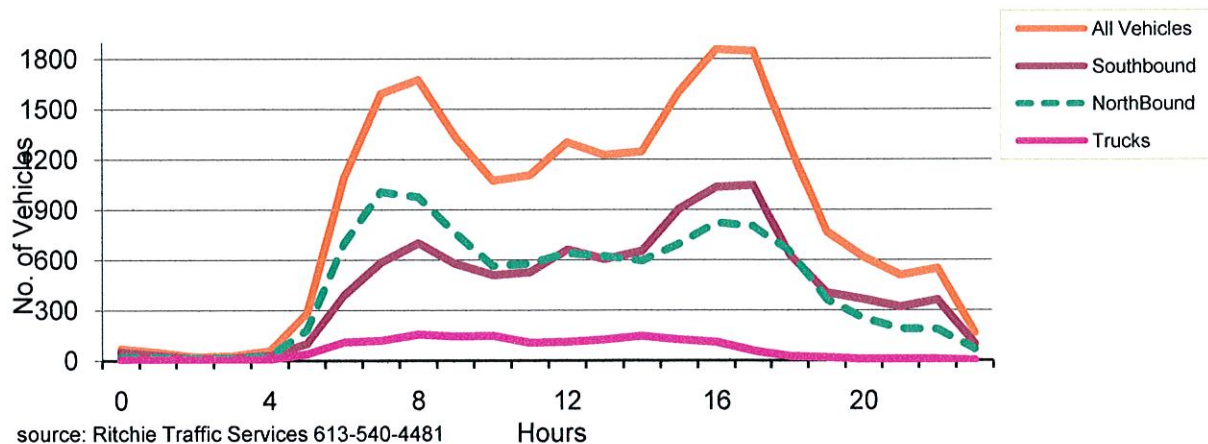
Direction		Southbound				NorthBound				SB/NB	SB/NB
Classification		1-3	4-7	8-14	SB	1-3	4-7	8-14	NB	All	All
Categories		cars	short trucks	long trucks	Vehs Total	cars	short trucks	long trucks	Vehs Total	Vehs Total	Trucks Total
Start	End										
0	0100	0	0	0	0	0	0	0	0	0	0
0100	0200	0	0	0	0	0	0	0	0	0	0
0200	0300	0	0	0	0	0	0	0	0	0	0
0300	0400	0	0	0	0	0	0	0	0	0	0
0400	0500	0	0	0	0	0	0	0	0	0	0
0500	0600	0	0	0	0	0	0	0	0	0	0
0600	0700	0	0	0	0	0	0	0	0	0	0
0700	0800	0	0	0	0	0	0	0	0	0	0
0800	0900	0	0	0	0	0	0	0	0	0	0
0900	1000	0	0	0	0	0	0	0	0	0	0
1000	1100	0	0	0	0	0	0	0	0	0	0
1100	1200	0	0	0	0	0	0	0	0	0	0
1200	1300	483	51	2	536	446	48	2	496	1032	103
1300	1400	443	55	3	501	482	60	6	548	1049	124
1400	1500	523	55	9	587	428	45	4	477	1064	113
1500	1600	763	54	5	822	581	52	6	639	1461	117
1600	1700	914	48	0	962	721	64	7	792	1754	119
1700	1800	981	37	1	1019	671	34	0	705	1724	72
1800	1900	591	10	0	601	432	10	1	443	1044	21
1900	2000	390	5	1	396	303	6	1	310	706	13
2000	2100	290	5	0	295	208	5	1	214	509	11
2100	2200	274	3	0	277	164	4	0	168	445	7
2200	2300	134	2	0	136	88	2	0	90	226	4
2300	2400	66	1	0	67	65	1	1	67	134	3
AM total		0	0	0	0	0	0	0	0	0	0
PM total		5852	326	21	6199	4589	331	29	4949	11148	707
*** 24Hr Total		5852	326	21	6199	4589	331	29	4949	11148	707
% of Total		94.4	5.3	0.3		92.7	6.7	0.6			6.3

source: Ritchie Traffic Services 613-540-4481



**Carp Road, south of Hwy 417 EB on-ramp  
Tuesday, April 5, 2011**

Direction		Southbound				NorthBound				SB/NB	SB/NB
Classification Categories		1-3 cars	4-7 short trucks	8-14 long trucks	SB Vehs Total	1-3 cars	4-7 short trucks	8-14 long trucks	NB Vehs Total	All Vehs Total	All Trucks Total
Start	End										
0	0100	47	3	1	51	18	1	0	19	70	5
0100	0200	29	1	1	31	17	0	0	17	48	2
0200	0300	11	0	0	11	8	3	0	11	22	3
0300	0400	16	0	0	16	10	1	0	11	27	1
0400	0500	27	2	2	31	21	4	1	26	57	9
0500	0600	85	13	2	100	158	23	1	182	282	39
0600	0700	350	37	4	391	629	65	4	698	1089	110
0700	0800	527	53	6	586	946	51	9	1006	1592	119
0800	0900	630	67	3	700	888	84	2	974	1674	156
0900	1000	505	67	3	575	686	67	6	759	1334	143
1000	1100	447	55	7	509	478	71	15	564	1073	148
1100	1200	482	41	3	526	516	59	3	578	1104	106
1200	1300	602	56	3	661	589	47	5	641	1302	111
1300	1400	547	54	3	604	554	59	8	621	1225	124
1400	1500	567	75	9	651	533	55	7	595	1246	146
1500	1600	835	64	6	905	642	46	8	696	1601	124
1600	1700	990	41	3	1034	757	60	5	822	1856	109
1700	1800	1013	32	0	1045	775	23	3	801	1846	58
1800	1900	619	13	1	633	641	11	1	653	1286	26
1900	2000	396	5	3	404	354	8	2	364	768	18
2000	2100	360	3	2	365	247	4	0	251	616	9
2100	2200	314	4	1	319	186	3	1	190	509	9
2200	2300	359	3	0	362	181	5	0	186	548	8
2300	2400	97	0	0	97	67	1	0	68	165	1
AM total		3156	339	32	3527	4375	429	41	4845	8372	841
PM total		6699	350	31	7080	5526	322	40	5888	12968	743
24Hr Total		9855	689	63	<b>10607</b>	9901	751	81	<b>10733</b>	<b>21340</b>	<b>1584</b>
% of Total		92.9	6.5	0.6		92.2	7.0	0.8			<b>7.4</b>



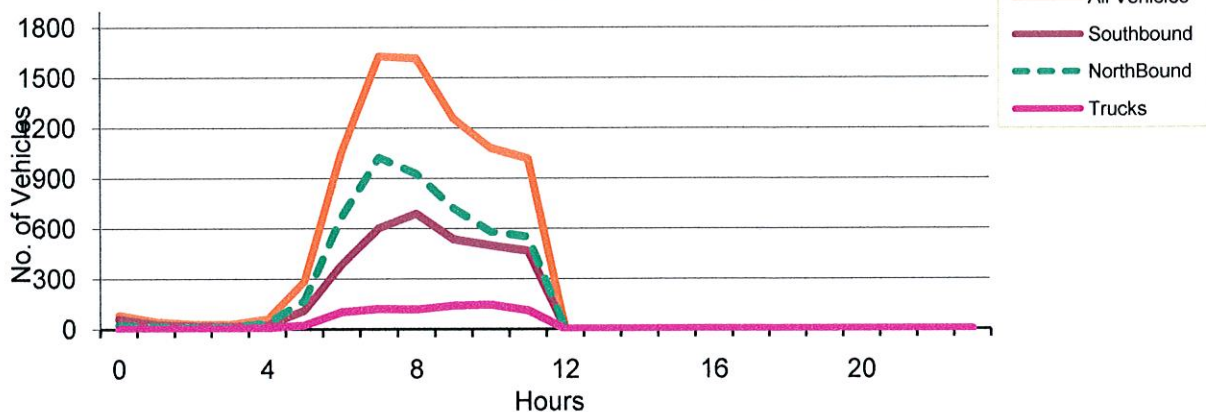


**Carp Road, south of Hwy 417 EB on-ramp**  
**Wednesday, April 6, 2011**

\*\*\* = partial day count

Direction	Southbound				NorthBound				SB/NB	SB/NB
Classification Categories	1-3 cars	4-7 short trucks	8-14 long trucks	SB Vehs Total	1-3 cars	4-7 short trucks	8-14 long trucks	NB Vehs Total	All Vehs Total	All Trucks Total
Start End										
0 0100	58	1	0	59	24	0	0	24	83	1
0100 0200	25	1	1	27	14	1	0	15	42	3
0200 0300	20	0	0	20	8	1	0	9	29	1
0300 0400	13	3	0	16	9	2	0	11	27	5
0400 0500	20	3	2	25	32	3	0	35	60	8
0500 0600	105	7	0	112	155	16	0	171	283	23
0600 0700	337	44	3	384	612	53	2	667	1051	102
0700 0800	550	48	5	603	955	62	6	1023	1626	121
0800 0900	636	45	7	688	862	58	7	927	1615	117
0900 1000	464	67	4	535	653	64	4	721	1256	139
1000 1100	430	62	7	499	504	68	9	581	1080	146
1100 1200	426	37	3	466	480	59	12	551	1017	111
1200 1300	0	0	0	0	0	0	0	0	0	0
1300 1400	0	0	0	0	0	0	0	0	0	0
1400 1500	0	0	0	0	0	0	0	0	0	0
1500 1600	0	0	0	0	0	0	0	0	0	0
1600 1700	0	0	0	0	0	0	0	0	0	0
1700 1800	0	0	0	0	0	0	0	0	0	0
1800 1900	0	0	0	0	0	0	0	0	0	0
1900 2000	0	0	0	0	0	0	0	0	0	0
2000 2100	0	0	0	0	0	0	0	0	0	0
2100 2200	0	0	0	0	0	0	0	0	0	0
2200 2300	0	0	0	0	0	0	0	0	0	0
2300 2400	0	0	0	0	0	0	0	0	0	0
AM total	3084	318	32	3434	4308	387	40	4735	8169	777
PM total	0	0	0	0	0	0	0	0	0	0
*** 24Hr Total	3084	318	32	<b>3434</b>	4308	387	40	<b>4735</b>	<b>8169</b>	<b>777</b>
% of Total	89.8	9.3	0.9		91.0	8.2	0.8			<b>9.5</b>

source: Ritchie Traffic Services 613-540-4481

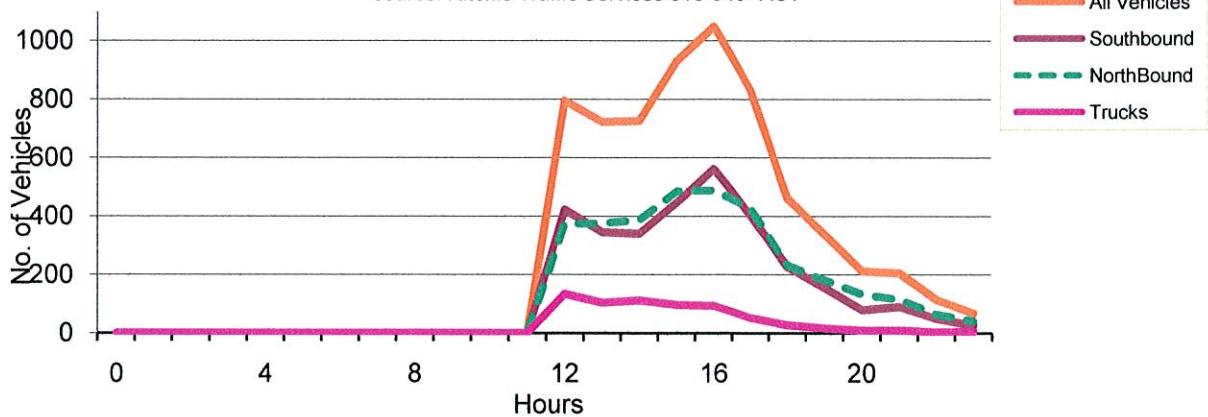


**Carp Road, north of Hwy 417 WB off-ramp**  
**Monday, April 4, 2011**

\*\*\* = partial day count

Direction		Southbound				NorthBound				SB/NB	SB/NB
Classification		1-3	4-7	8-14	SB	1-3	4-7	8-14	NB	All	All
Categories		cars	short trucks	long trucks	Vehs Total	cars	short trucks	long trucks	Vehs Total	Vehs Total	Trucks Total
Start	End										
0	0100	0	0	0	0	0	0	0	0	0	0
0100	0200	0	0	0	0	0	0	0	0	0	0
0200	0300	0	0	0	0	0	0	0	0	0	0
0300	0400	0	0	0	0	0	0	0	0	0	0
0400	0500	0	0	0	0	0	0	0	0	0	0
0500	0600	0	0	0	0	0	0	0	0	0	0
0600	0700	0	0	0	0	0	0	0	0	0	0
0700	0800	0	0	0	0	0	0	0	0	0	0
0800	0900	0	0	0	0	0	0	0	0	0	0
0900	1000	0	0	0	0	0	0	0	0	0	0
1000	1100	0	0	0	0	0	0	0	0	0	0
1100	1200	0	0	0	0	0	0	0	0	0	0
1200	1300	344	67	11	422	317	48	8	373	795	134
1300	1400	294	49	3	346	324	44	8	376	722	104
1400	1500	284	49	7	340	330	49	7	386	726	112
1500	1600	410	34	2	446	424	52	9	485	931	97
1600	1700	525	35	1	561	431	54	3	488	1049	93
1700	1800	375	26	3	404	404	24	0	428	832	53
1800	1900	210	14	3	227	221	11	0	232	459	28
1900	2000	144	8	3	155	175	6	0	181	336	17
2000	2100	74	5	0	79	129	4	0	133	212	9
2100	2200	81	9	0	90	114	1	0	115	205	10
2200	2300	47	3	0	50	63	1	0	64	114	4
2300	2400	23	3	1	27	39	0	2	41	68	6
AM total		0	0	0	0	0	0	0	0	0	0
PM total		2811	302	34	3147	2971	294	37	3302	6449	667
*** 24Hr Total		2811	302	34	3147	2971	294	37	3302	6449	667
% of Total		89.3	9.6	1.1		90.0	8.9	1.1			10.3

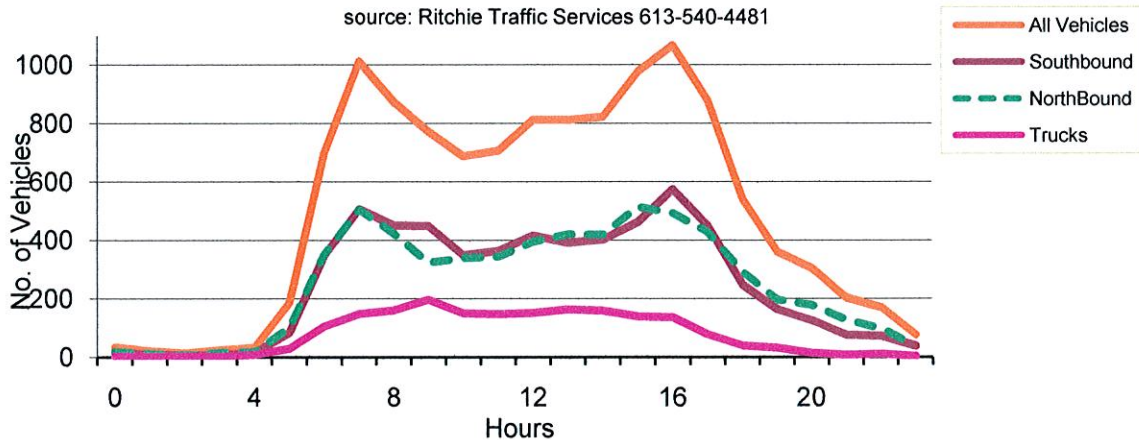
source: Ritchie Traffic Services 613-540-4481





**Carp Road, north of Hwy 417 WB off-ramp  
Tuesday, April 5, 2011**

Direction		Southbound				NorthBound				SB/NB	SB/NB
Classification		1-3	4-7	8-14	SB	1-3	4-7	8-14	NB	All	All
Categories		cars	short trucks	long trucks	Vehs Total	cars	short trucks	long trucks	Vehs Total	Vehs Total	Trucks Total
Start	End										
0	0100	14	1	0	15	17	2	0	19	34	3
0100	0200	9	1	0	10	11	0	0	11	21	1
0200	0300	7	0	0	7	4	1	1	6	13	2
0300	0400	8	0	0	8	14	1	1	16	24	2
0400	0500	9	1	5	15	15	2	1	18	33	9
0500	0600	67	15	2	84	88	10	3	101	185	30
0600	0700	281	63	3	347	311	34	5	350	697	105
0700	0800	426	71	10	507	438	60	7	505	1012	148
0800	0900	363	80	8	451	351	68	4	423	874	160
0900	1000	336	107	6	449	240	78	5	323	772	196
1000	1100	259	78	12	349	279	50	10	339	688	150
1100	1200	285	71	7	363	274	63	6	343	706	147
1200	1300	338	69	9	416	322	65	8	395	811	151
1300	1400	298	91	2	391	350	56	14	420	811	163
1400	1500	309	84	10	403	354	54	11	419	822	159
1500	1600	390	64	8	462	447	60	7	514	976	139
1600	1700	489	81	5	575	442	47	3	492	1067	136
1700	1800	397	53	0	450	403	24	1	428	878	78
1800	1900	214	31	2	247	285	7	0	292	539	40
1900	2000	143	19	2	164	185	9	2	196	360	32
2000	2100	121	4	1	126	170	9	0	179	305	14
2100	2200	70	6	0	76	125	2	0	127	203	8
2200	2300	67	5	0	72	92	6	0	98	170	11
2300	2400	37	2	0	39	36	2	0	38	77	4
AM total		2064	488	53	2605	2042	369	43	2454	5059	953
PM total		2873	509	39	3421	3211	341	46	3598	7019	935
24Hr Total		4937	997	92	6026	5253	710	89	6052	12078	1888
% of Total		81.9	16.5	1.5		86.8	11.7	1.5			15.6

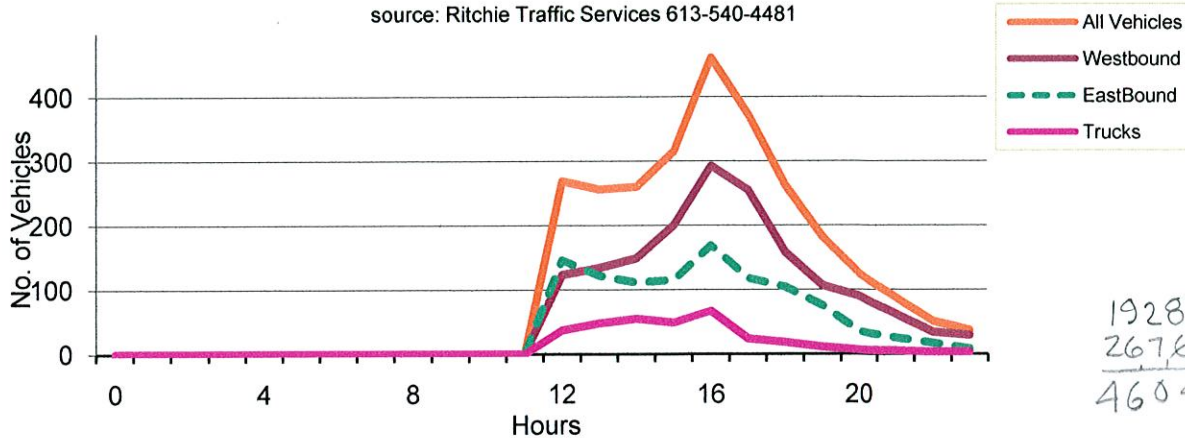


**Richardson Road, west of Carp Road**  
**Monday, April 4, 2011**

\*\*\* = partial day count

Direction		Westbound				EastBound				WB/EB	WB/EB
Classification #		1-3	4-7	8-14	SB	1-3	4-7	8-14	NB	All	All
Categories		cars	short trucks	long trucks	Vehs Total	cars	short trucks	long trucks	Vehs Total	Vehs Total	Trucks Total
Start	End										
0	0100	0	0	0	0	0	0	0	0	0	0
0100	0200	0	0	0	0	0	0	0	0	0	0
0200	0300	0	0	0	0	0	0	0	0	0	0
0300	0400	0	0	0	0	0	0	0	0	0	0
0400	0500	0	0	0	0	0	0	0	0	0	0
0500	0600	0	0	0	0	0	0	0	0	0	0
0600	0700	0	0	0	0	0	0	0	0	0	0
0700	0800	0	0	0	0	0	0	0	0	0	0
0800	0900	0	0	0	0	0	0	0	0	0	0
0900	1000	0	0	0	0	0	0	0	0	0	0
1000	1100	0	0	0	0	0	0	0	0	0	0
1100	1200	0	0	0	0	0	0	0	0	0	0
1200	1300	108	13	2	123	124	22	0	146	269	37
1300	1400	116	18	0	134	92	30	0	122	256	48
1400	1500	128	21	0	149	77	34	0	111	260	55
1500	1600	169	30	1	200	97	18	0	115	315	49
1600	1700	241	51	0	292	153	16	0	169	461	67
1700	1800	246	9	0	255	103	15	0	118	373	24
1800	1900	151	7	0	158	93	11	0	104	262	18
1900	2000	100	6	0	106	70	4	1	75	181	11
2000	2100	84	5	0	89	34	1	0	35	124	6
2100	2200	62	0	0	62	20	5	0	25	87	5
2200	2300	33	1	0	34	15	2	0	17	51	3
2300	2400	28	1	0	29	6	2	0	8	37	3
AM total		0	0	0	0	0	0	0	0	0	0
PM total		1466	162	3	1631	884	160	1	1045	2676	326
*** 24Hr Total		1466	162	3	1631	884	160	1	1045	2676	326
% of Total		89.9	9.9	0.2		84.6	15.3	0.1			12.2

source: Ritchie Traffic Services 613-540-4481



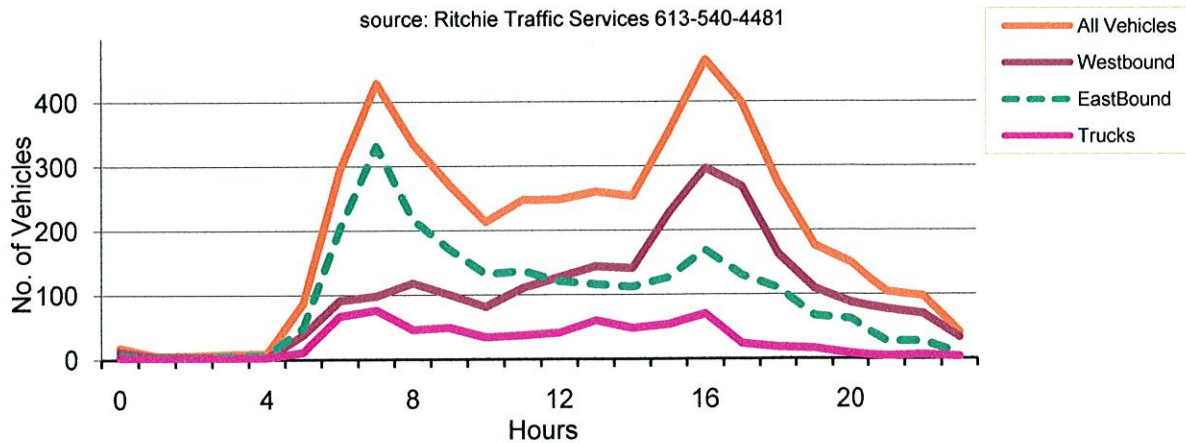
1928  
 2676  
 4604  
 4739  
 394  
 326  
 720  
 15.2%  
 trucks



**Richardson Road, west of Carp Road**  
**Tuesday, April 5, 2011**

Direction	Westbound				EastBound				WB/EB	WB/EB	
Classification # Categories	1-3 cars	4-7 short trucks	8-14 long trucks	<sup>W</sup> SB Vehs Total	1-3 cars	4-7 short trucks	8-14 long trucks	<sup>E</sup> NB Vehs Total	All Vehs Total	All Trucks Total	
Start	End										
0	0100	12	0	0	12	3	3	0	6	18	3
0100	0200	4	0	0	4	1	0	0	1	5	0
0200	0300	3	1	0	4	2	0	0	2	6	1
0300	0400	3	0	0	3	4	1	0	5	8	1
0400	0500	2	0	1	3	4	2	0	6	9	3
0500	0600	34	4	0	38	42	7	0	49	87	11
0600	0700	79	11	1	91	147	55	0	202	293	67
0700	0800	87	11	0	98	266	65	0	331	429	76
0800	0900	91	26	1	118	198	19	0	217	335	46
0900	1000	75	25	0	100	147	23	1	171	271	49
1000	1100	71	9	1	81	108	24	0	132	213	34
1100	1200	96	14	0	110	114	23	0	137	247	37
1200	1300	106	20	1	127	101	20	0	121	248	41
1300	1400	122	21	1	144	78	38	0	116	260	60
1400	1500	121	19	1	141	84	28	0	112	253	48
1500	1600	194	31	2	227	106	21	0	127	354	54
1600	1700	249	46	1	296	146	22	1	169	465	70
1700	1800	258	10	0	268	116	14	0	130	398	24
1800	1900	157	6	0	163	98	12	0	110	273	18
1900	2000	102	7	0	109	58	9	0	67	176	16
2000	2100	81	6	0	87	60	2	0	62	149	8
2100	2200	74	3	0	77	26	1	0	27	104	4
2200	2300	65	5	0	70	26	1	0	27	97	6
2300	2400	31	2	0	33	7	1	0	8	41	3
AM total		557	101	4	662	1036	222	1	1259	1921	328
PM total		1560	176	6	1742	906	169	1	1076	2818	352
24Hr Total		2117	277	10	2404	1942	391	2	2335	4739	680
% of Total		88.1	11.5	0.4		83.2	16.7	0.1			14.3

source: Ritchie Traffic Services 613-540-4481

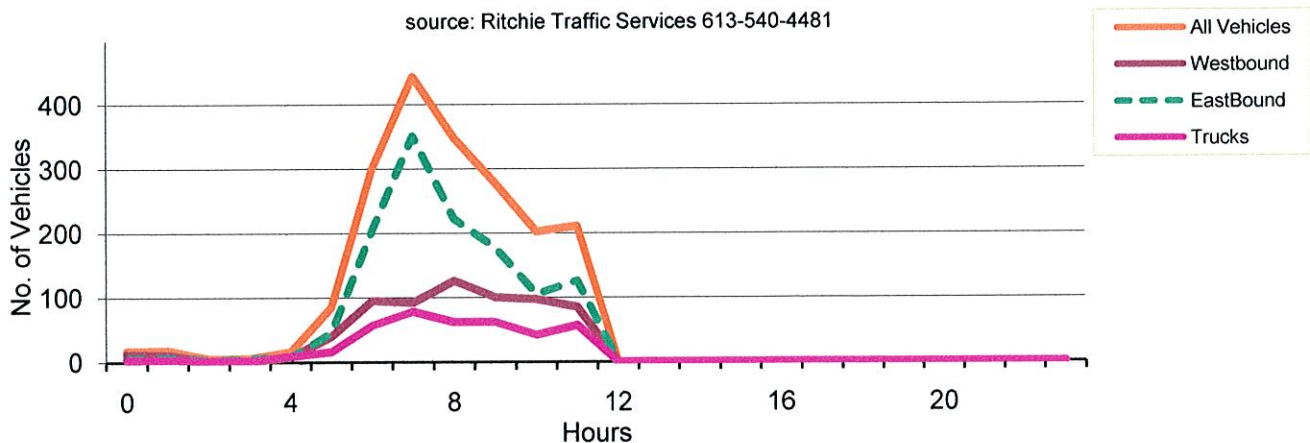


**Richardson Road, west of Carp Road**  
**Wednesday, April 6, 2011**

\*\*\* = partial day count

Direction	Westbound					EastBound					WB/EB	WB/EB
Classification #	1-3	4-7	8-14	SB		1-3	4-7	8-14	NB		All	All
Categories	cars	short trucks	long trucks	Vehs Total		cars	short trucks	long trucks	Vehs Total		Vehs Total	Trucks Total
Start	End											
0	0100	10	2	0	12	4	1	0	5		17	3
0100	0200	9	2	0	11	5	2	0	7		18	4
0200	0300	2	0	0	2	1	1	1	3		5	2
0300	0400	1	0	0	1	3	2	0	5		6	2
0400	0500	3	3	2	8	4	3	1	8		16	9
0500	0600	33	7	0	40	36	9	0	45		85	16
0600	0700	86	9	0	95	156	47	1	204		299	57
0700	0800	77	14	1	92	288	63	0	351		443	78
0800	0900	91	34	1	126	195	27	0	222		348	62
0900	1000	69	30	1	100	147	31	0	178		278	62
1000	1100	75	19	3	97	85	20	0	105		202	42
1100	1200	66	19	0	85	88	38	0	126		211	57
1200	1300	0	0	0	0	0	0	0	0		0	0
1300	1400	0	0	0	0	0	0	0	0		0	0
1400	1500	0	0	0	0	0	0	0	0		0	0
1500	1600	0	0	0	0	0	0	0	0		0	0
1600	1700	0	0	0	0	0	0	0	0		0	0
1700	1800	0	0	0	0	0	0	0	0		0	0
1800	1900	0	0	0	0	0	0	0	0		0	0
1900	2000	0	0	0	0	0	0	0	0		0	0
2000	2100	0	0	0	0	0	0	0	0		0	0
2100	2200	0	0	0	0	0	0	0	0		0	0
2200	2300	0	0	0	0	0	0	0	0		0	0
2300	2400	0	0	0	0	0	0	0	0		0	0
AM total		522	139	8	669	1012	244	3	1259		1928	394
PM total		0	0	0	0	0	0	0	0		0	0
*** 24Hr Total		522	139	8	669	1012	244	3	1259		1928	394
% of Total		78.0	20.8	1.2		80.4	19.4	0.2				20.4

source: Ritchie Traffic Services 613-540-4481



# Peak Hour Factors (PHF) - May-June, 2011

Carp Road, north of Hwy 417 WB to NB Off-ramp

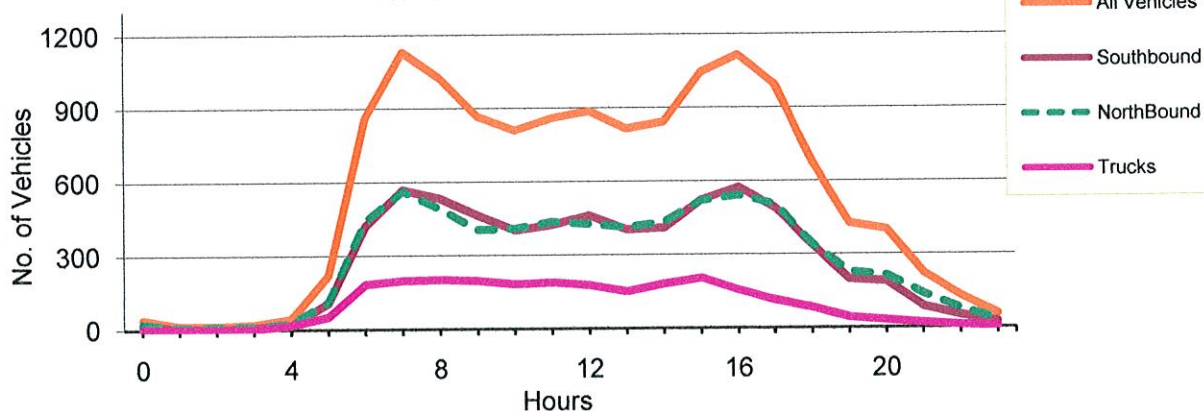
				SB+NB Total	SB+NB PHF	SB+NB % Trk
Monday, May 30, 2011	AM	7:15-8:15	All Veh.	572	0.86	35.8%
			Short Trk	176		30.8%
			Long Trk	29		5.1%
	PM	3:45-4:45	All Veh.	572	0.87	29.4%
			Short Trk	158		27.6%
			Long Trk	10		1.7%
Tuesday, May 31, 2011	AM	7:30-8:30	All Veh.	549	0.98	33.3%
			Short Trk	150		27.3%
			Long Trk	33		6.0%
	PM	3:45-4:45	All Veh.	587	0.94	33.2%
			Short Trk	175		29.8%
			Long Trk	20		3.4%
Wednesday, June 1, 2011	AM	7:15-8:15	All Veh.	539	0.84	35.1%
			Short Trk	166		30.8%
			Long Trk	23		4.3%
	PM	3:45-4:45	All Veh.	595	0.86	31.8%
			Short Trk	170		28.6%
			Long Trk	19		3.2%
Thursday, June 2, 2011	AM	7:00-8:00	All Veh.	530	0.84	32.6%
			Short Trk	162		30.6%
			Long Trk	11		2.1%
	PM	3:45-4:45	All Veh.	602	0.97	30.1%
			Short Trk	168		27.9%
			Long Trk	13		2.2%
Friday, June 3, 2011	AM	7:45-8:45	All Veh.	537	0.84	38.7%
			Short Trk	180		33.5%
			Long Trk	28		5.2%
	PM	3:45-4:45	All Veh.	589	0.92	29.9%
			Short Trk	157		26.7%
			Long Trk	19		3.2%



**Carp Road, north of Hwy 417 WB to NB Off-ramp  
Monday, May 30, 2011**

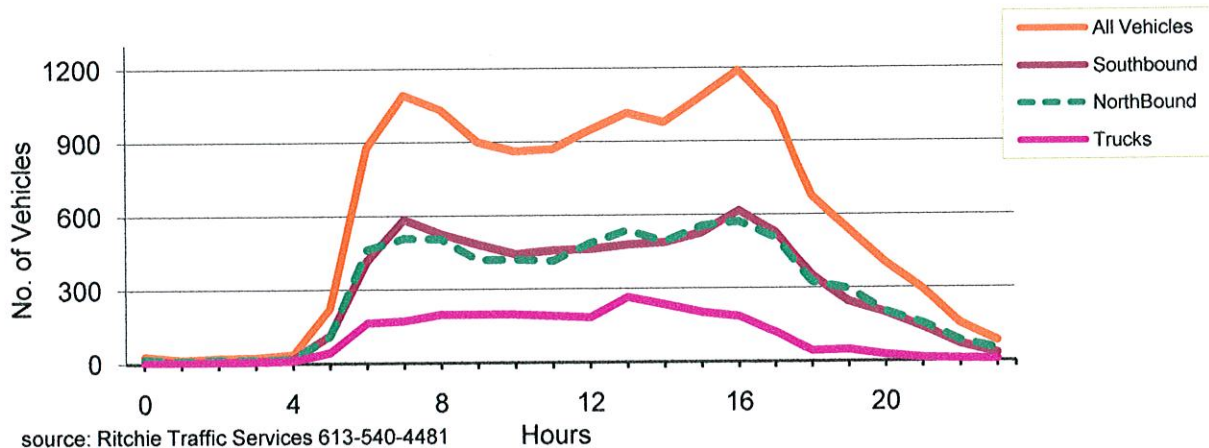
Direction		Southbound				NorthBound				SB/NB	SB/NB
Classification Categories		1-3 cars	4-7 short trucks	8-14 long trucks	SB Vehs Total	1-3 cars	4-7 short trucks	8-14 long trucks	NB Vehs Total	All Vehs Total	All Trucks Total
Start	End										
0	0100	16	1	0	17	22	0	0	22	39	1
0100	0200	5	0	0	5	7	0	1	8	13	1
0200	0300	3	0	0	3	11	0	0	11	14	0
0300	0400	9	0	0	9	8	1	2	11	20	3
0400	0500	9	4	6	19	18	7	0	25	44	17
0500	0600	80	23	5	108	89	21	2	112	220	51
0600	0700	331	79	11	421	348	87	6	441	862	183
0700	0800	477	78	13	568	454	90	17	561	1129	198
0800	0900	450	70	12	532	372	108	11	491	1023	201
0900	1000	368	80	15	463	303	87	14	404	867	196
1000	1100	319	75	7	401	308	89	11	408	809	182
1100	1200	343	68	13	424	327	98	10	435	859	189
1200	1300	379	70	11	460	330	84	12	426	886	177
1300	1400	340	57	6	403	325	78	9	412	815	150
1400	1500	321	75	13	409	340	76	17	433	842	181
1500	1600	446	73	4	523	394	118	9	521	1044	204
1600	1700	514	50	9	573	446	89	6	541	1114	154
1700	1800	444	40	6	490	438	62	6	506	996	114
1800	1900	298	35	4	337	297	40	4	341	678	83
1900	2000	177	18	2	197	207	18	4	229	426	42
2000	2100	176	10	3	189	196	16	1	213	402	30
2100	2200	81	4	0	85	124	13	1	138	223	18
2200	2300	46	2	2	50	72	6	0	78	128	10
2300	2400	23	0	0	23	28	4	0	32	55	4
AM total		2410	478	82	2970	2267	588	74	2929	5899	1222
PM total		3245	434	60	3739	3197	604	69	3870	7609	1167
24Hr Total		5655	912	142	6709	5464	1192	143	6799	13508	2389
% of Total		84.3	13.6	2.1		80.4	17.5	2.1			17.7

source: Ritchie Traffic Services 613-540-4481



**Carp Road, north of Hwy 417 WB to NB Off-ramp  
Tuesday, May 31, 2011**

Direction		Southbound				NorthBound				SB/NB	SB/NB
Classification Categories		1-3 cars	4-7 short trucks	8-14 long trucks	SB Vehs Total	1-3 cars	4-7 short trucks	8-14 long trucks	NB Vehs Total	All Vehs Total	All Trucks Total
Start	End										
0	0100	11	1	0	12	17	0	0	17	29	1
0100	0200	6	0	0	6	7	2	0	9	15	2
0200	0300	6	0	0	6	10	2	3	15	21	5
0300	0400	7	2	2	11	10	2	1	13	24	7
0400	0500	12	3	3	18	12	4	1	17	35	11
0500	0600	93	18	2	113	86	20	3	109	222	43
0600	0700	332	71	14	417	382	71	8	461	878	164
0700	0800	503	74	8	585	417	79	11	507	1092	172
0800	0900	442	63	21	526	392	95	18	505	1031	197
0900	1000	392	80	9	481	312	95	12	419	900	196
1000	1100	351	77	14	442	315	90	15	420	862	196
1100	1200	366	78	12	456	313	89	11	413	869	190
1200	1300	383	70	8	461	380	92	13	485	946	183
1300	1400	355	114	10	479	397	126	14	537	1016	264
1400	1500	370	103	15	488	374	103	13	490	978	234
1500	1600	448	69	10	527	432	114	8	554	1081	201
1600	1700	533	78	5	616	470	91	11	572	1188	185
1700	1800	466	54	9	529	449	51	7	507	1036	121
1800	1900	330	19	1	350	301	23	1	325	675	44
1900	2000	226	14	3	243	266	25	5	296	539	47
2000	2100	184	12	2	198	190	12	1	203	401	27
2100	2200	134	4	0	138	145	10	0	155	293	14
2200	2300	64	6	0	70	79	4	0	83	153	10
2300	2400	29	3	0	32	46	4	0	50	82	7
AM total		2521	467	85	3073	2273	549	83	2905	5978	1184
PM total		3522	546	63	4131	3529	655	73	4257	8388	1337
24Hr Total		6043	1013	148	<b>7204</b>	5802	1204	156	<b>7162</b>	<b>14366</b>	<b>2521</b>
% of Total		83.9	14.1	2.1		81.0	16.8	2.2			<b>17.5</b>





**Carp Road, north of Hwy 417 WB to NB Off-ramp  
Wednesday, June 1, 2011**

Direction		Southbound				NorthBound				SB/NB	SB/NB
Classification Categories		1-3 cars	4-7 short trucks	8-14 long trucks	SB Vehs Total	1-3 cars	4-7 short trucks	8-14 long trucks	NB Vehs Total	All Vehs Total	All Trucks Total
Start	End										
0	0100	11	0	0	11	22	1	0	23	34	1
0100	0200	11	0	0	11	8	1	1	10	21	2
0200	0300	1	1	0	2	13	3	1	17	19	5
0300	0400	10	0	0	10	5	3	0	8	18	3
0400	0500	8	4	1	13	22	5	5	32	45	15
0500	0600	96	16	6	118	79	29	2	110	228	53
0600	0700	321	79	11	411	336	77	11	424	835	178
0700	0800	472	82	10	564	422	93	9	524	1088	194
0800	0900	469	62	8	539	391	82	13	486	1025	165
0900	1000	369	76	11	456	338	99	14	451	907	200
1000	1100	377	72	18	467	320	99	15	434	901	204
1100	1200	377	90	12	479	343	92	10	445	924	204
1200	1300	402	68	13	483	403	90	9	502	985	180
1300	1400	360	93	12	465	350	97	17	464	929	219
1400	1500	371	98	10	479	377	85	7	469	948	200
1500	1600	469	82	9	560	419	118	10	547	1107	219
1600	1700	520	55	12	587	476	99	7	582	1169	173
1700	1800	443	46	1	490	456	47	6	509	999	100
1800	1900	288	15	4	307	323	30	1	354	661	50
1900	2000	183	12	1	196	209	19	0	228	424	32
2000	2100	179	12	1	192	216	13	3	232	424	29
2100	2200	107	9	0	116	147	8	0	155	271	17
2200	2300	74	3	0	77	84	11	0	95	172	14
2300	2400	26	4	0	30	41	5	0	46	76	9
AM total		2522	482	77	3081	2299	584	81	2964	6045	1224
PM total		3422	497	63	3982	3501	622	60	4183	8165	1242
24Hr Total		5944	979	140	<b>7063</b>	5800	1206	141	<b>7147</b>	<b>14210</b>	<b>2466</b>
% of Total		84.2	13.9	2.0		81.2	16.9	2.0			<b>17.4</b>

source: Ritchie Traffic Services 613-540-4481

