

Appendix A-2

Turning Movement Counts – Carp Road and Richardson Side Road



CARP RD and RICHARDSON SIDE RD

(ULRS Listing RR- 5 & RICHRDSN)

Survey Date: Thursday 4 May 2006

Conditions: DRY

Start Time: 0700

Total Observed U-Turns

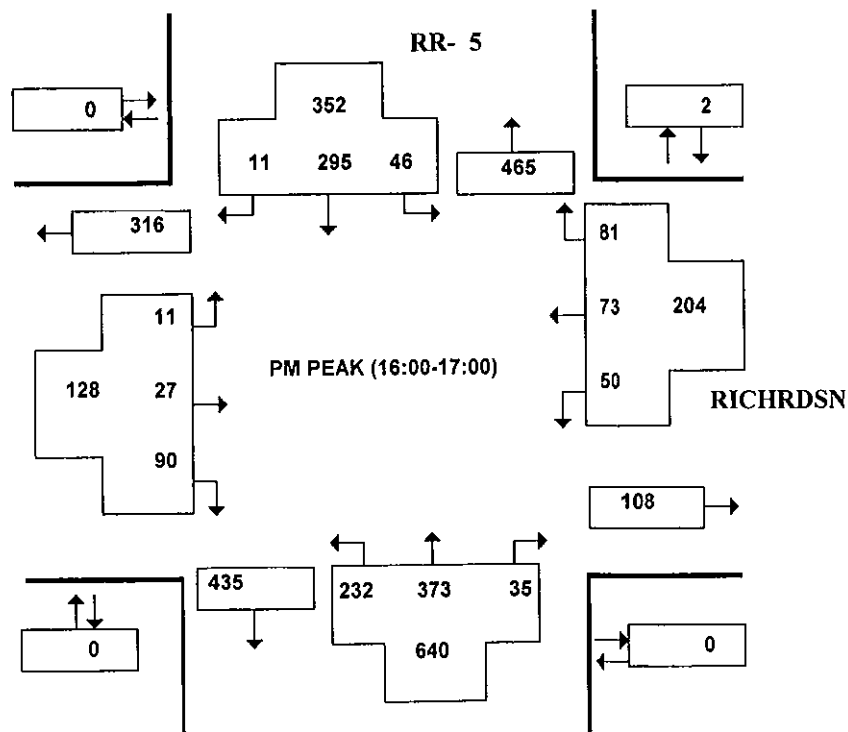
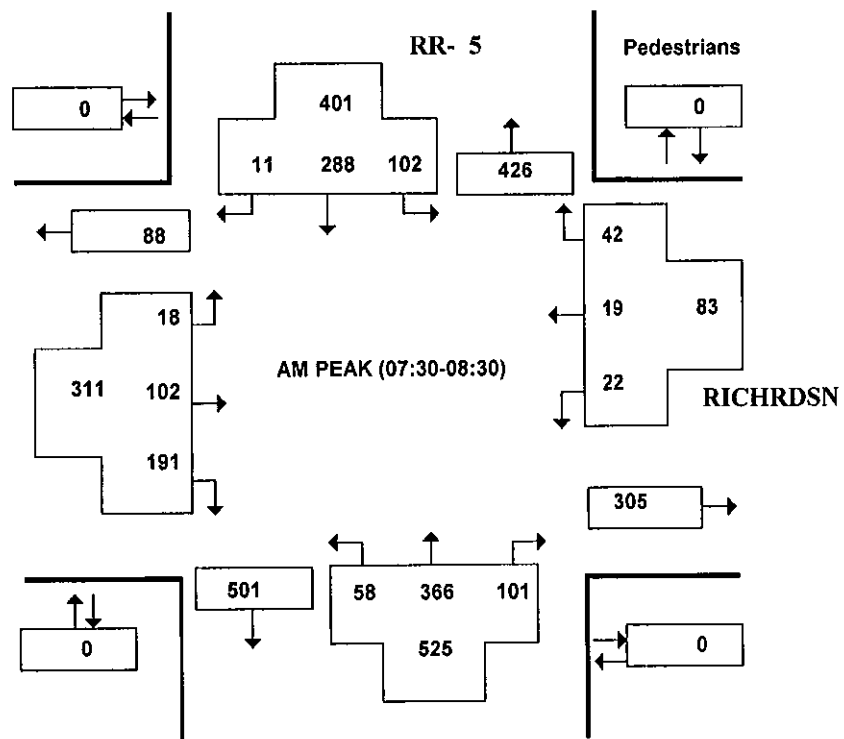
Northbound: 0 Southbound: 0

Eastbound: 0 Westbound: 0

AADT Factor

Thursday in May is

9



Vehicular Turning Movements - Summary

CARP RD and RICHARDSON SIDE RD

(ULRS Listing RR- 5 & RICHARDSN)

Survey Date: Thursday 4 May 2006

Conditions: DRY

Start Time: 0700

Total Observed U-Turns

Northbound: 0 Southbound: 0

Eastbound: 0 Westbound: 0

AADT Factor

Thursday in May is

9

Time Period	RR- 5										RICHARDSN									
	Northbound			SUB TOT	Southbound			SUB TOT	STR TOT	Eastbound			SUB TOT	Westbound			SUB TOT	STR TOT	GRAND TOT	
	LT	ST	RT		LT	ST	RT			LT	ST	RT		LT	ST	RT				
07:00-08:00	52	356	81	489	78	259	7	344	833	19	104	204	327	10	12	27	49	376	1209	
08:00-09:00	72	320	85	477	84	300	10	394	871	19	75	155	249	27	26	46	99	348	1219	
09:00-10:00	80	321	33	434	45	246	8	299	733	8	42	109	159	11	18	23	52	211	944	
11:30-12:30	57	251	35	343	49	244	10	303	646	9	21	71	101	15	25	44	84	185	831	
12:30-13:30	81	255	25	361	43	228	9	280	641	8	11	55	74	25	24	55	104	178	819	
15:00-16:00	131	316	26	473	34	299	10	343	816	11	13	37	61	44	39	67	150	211	1027	
16:00-17:00	232	373	35	640	46	295	11	352	992	11	27	90	128	50	73	81	204	332	1324	
17:00-18:00	220	397	41	658	45	267	11	323	981	9	20	65	94	63	48	67	178	272	1253	
8.0 HR TOTAL	925	2589	361	3875	424	2138	76	2638	6513	94	313	786	1193	245	265	410	920	2113	8626	

EQU. 12 HR TOTAL 1285 3598 501 5384 589 2971 105 3665 9049 130 4351092 1657 340 368 569 1277 2934 11983

Note: These values are calculated by multiplying the totals by the appropriate expansion factor.

AVG. 12 HR TOTAL 1156 3238 450 4844 530 2673 94 3297 8141 117 391 982 1490 306 331 512 1149 2639 10780

Note: These volumes are calculated by multiplying the Equivalent 12 hr. totals by the AADT factor.

AVG. 24 HR TOTAL 1514 4241 589 6344 694 3501 123 4318 10662 153 512 1286 1951 400 433 670 1503 3454 14116

Note: These volumes were calculated by multiplying the Average Daily 12 hr totals by 1.31.

AM TOTAL (0700-0900) 124 676 166 966 162 559 17 738 1704 38 179 359 576 37 38 73 148 724 2428

PM TOTAL (1530-1730) 423 761 68 1252 85 626 26 737 1989 20 44 144 208 125 123 152 400 608 2597

Vehicular Turning Movements (15 Min. Volumes)

CARP RD and RICHARDSON SIDE RD

(ULRS Listing RR- 5 & RICHARDSN)

Survey Date: Thursday 4 May 2006

Conditions: DRY

Start Time: 07:00

Total Observed U-Turns

Northbound: 0 Southbound: 0

Eastbound: 0 Westbound: 0

AADT Factor

Thursday in May is

9

Time Period	RR- 5									RICHARDSN											
	Northbound				Southbound				SUB TOT	STR TOT	Eastbound				Westbound				SUB TOT	STR TOT	GRAND TOT
	LT	ST	RT	SUB TOT	LT	ST	RT	LT			ST	RT	SUB TOT	LT	ST	RT	SUB TOT				
07:00-07:15	18	80	6	104	18	52	1	71	175	3	15	59	77	1	2	5	8	85	260		
07:15-07:30	11	69	19	99	12	75	1	88	187	6	33	46	85	4	2	7	13	98	285		
07:30-07:45	8	101	25	134	23	61	0	84	218	5	19	59	83	2	2	8	12	95	313		
07:45-08:00	15	106	31	152	25	71	5	101	253	5	37	40	82	3	6	7	16	98	351		
08:00-08:15	18	95	28	141	26	76	3	105	246	5	25	56	86	9	6	13	28	114	360		
08:15-08:30	17	64	17	98	28	80	3	111	209	3	21	36	60	8	5	14	27	87	296		
08:30-08:45	13	75	21	109	17	77	1	95	204	8	17	29	54	7	6	8	21	75	279		
08:45-09:00	24	86	19	129	13	67	3	83	212	3	12	34	49	3	9	11	23	72	284		
09:00-09:15	19	76	7	102	7	60	5	72	174	3	8	40	51	2	10	5	17	68	242		
09:15-09:30	23	86	5	114	10	51	0	61	175	2	19	37	58	5	6	5	16	74	249		
09:30-09:45	14	75	11	100	14	70	2	86	186	3	12	19	34	0	1	8	9	43	229		
09:45-10:00	24	84	10	118	14	65	1	80	198	0	3	13	16	4	1	5	10	26	224		
11:30-11:45	17	48	12	77	9	49	2	60	137	2	6	17	25	1	9	10	20	45	182		
11:45-12:00	11	54	10	75	15	47	0	62	137	3	4	23	30	5	8	9	22	52	189		
12:00-12:15	15	71	4	90	9	72	7	88	178	1	5	16	22	5	6	11	22	44	222		
12:15-12:30	14	78	9	101	16	76	1	93	194	3	6	15	24	4	2	14	20	44	238		
12:30-12:45	19	65	4	88	6	46	2	54	142	0	2	14	16	2	4	15	21	37	179		
12:45-13:00	27	53	5	85	12	59	3	74	159	3	2	18	23	3	4	7	14	37	196		
13:00-13:15	15	82	8	105	13	57	1	71	176	3	3	10	16	8	5	15	28	44	220		
13:15-13:30	20	55	8	83	12	66	3	81	164	2	4	13	19	12	11	18	41	60	224		
15:00-15:15	27	61	4	92	7	64	1	72	164	3	1	9	13	8	5	11	24	37	201		
15:15-15:30	25	60	9	94	9	61	3	73	167	4	6	12	22	4	13	19	36	58	225		
15:30-15:45	31	87	8	126	5	102	2	109	235	1	4	6	11	16	11	18	45	56	291		
15:45-16:00	48	108	5	161	13	72	4	89	250	3	2	10	15	16	10	19	45	60	310		
16:00-16:15	63	70	10	143	15	93	3	111	254	7	11	23	41	7	25	24	56	97	351		
16:15-16:30	60	105	5	170	14	75	1	90	260	1	6	14	21	9	21	21	51	72	332		
16:30-16:45	46	100	11	157	7	78	1	86	243	0	4	24	28	22	13	19	54	82	325		
16:45-17:00	63	98	9	170	10	49	6	65	235	3	6	29	38	12	14	17	43	81	316		
17:00-17:15	61	86	9	156	10	80	4	94	250	0	3	14	17	19	13	18	50	67	317		
17:15-17:30	51	107	11	169	11	77	5	93	262	5	8	24	37	24	16	16	56	93	355		
17:30-17:45	58	122	7	187	9	72	0	81	268	3	6	9	18	9	12	20	41	59	327		
17:45-18:00	50	82	14	146	15	38	2	55	201	1	3	18	22	11	7	13	31	53	254		



Public Works and Services Department

Heavy Vehicle Summary Sheet - Hourly Volumes

Count ID 20981

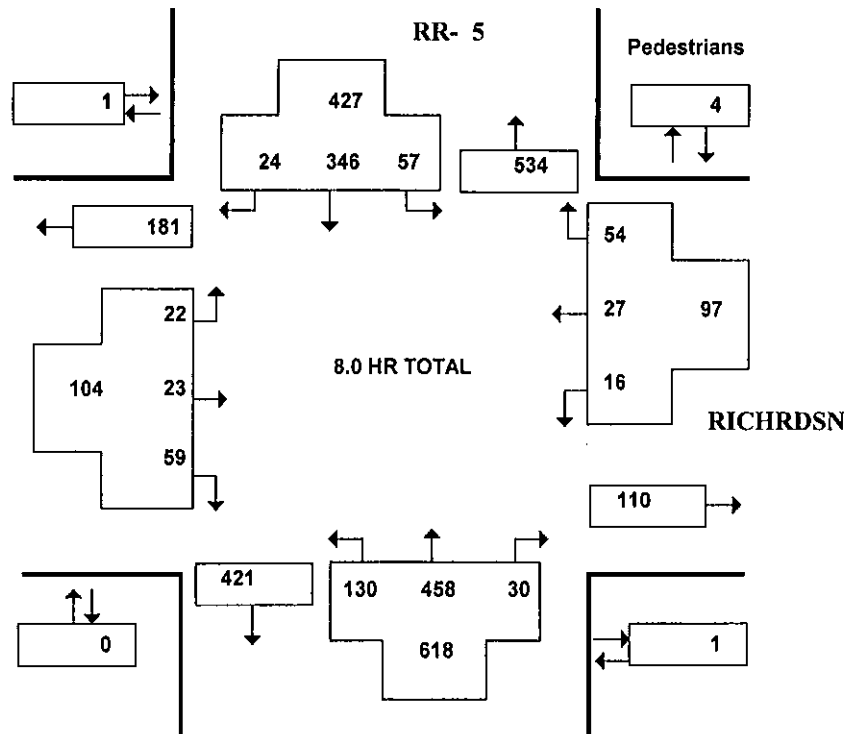
CARP RD and RICHARDSON SIDE RD

(ULRS Listing RR- 5 & RICHRDSN)

Survey Date :Thursday 4 May 2006

Conditions : DRY

Start Time : 0700



Time Period	RR- 5										RICHARDSON									
	Northbound					Southbound					Eastbound					Westbound				
	LT	ST	RT	SUB TOT	STR TOT	LT	ST	RT	SUB TOT	STR TOT	LT	ST	RT	SUB TOT	STR TOT	LT	ST	RT	SUB TOT	STR TOT
07:00-08:00	5	54	6	65	142	15	57	5	77	142	5	14	17	36	41	1	1	3	5	183
08:00-09:00	18	57	4	79	155	13	58	5	76	155	5	1	17	23	38	2	3	10	15	193
09:00-10:00	24	72	6	102	154	3	46	3	52	154	2	3	8	13	30	4	7	6	17	184
11:30-12:30	5	55	6	66	126	8	48	4	60	126	3	2	5	10	25	1	2	12	15	151
12:30-13:30	12	64	1	77	136	12	44	3	59	136	1	0	3	4	27	5	2	16	23	163
15:00-16:00	11	60	3	74	111	2	33	2	37	111	5	2	1	8	13	1	1	3	5	124
16:00-17:00	45	57	2	104	148	2	40	2	44	148	1	0	7	8	21	1	10	2	13	169
17:00-18:00	10	39	2	51	73	2	20	0	22	73	0	1	1	2	6	1	1	2	4	79
8.0 HR TOTAL	130	458	30	618	1045	57	346	24	427	1045	22	23	59	104	201	16	27	54	97	1246

Heavy Vehicles are vehicles having one rear axle with four or more wheels, or having two or more rear axles. These vehicles include most O.C. Transpo, school and inter-city buses. Further, they ARE included in the Turning Movement Count Summary.

Approved by: VF

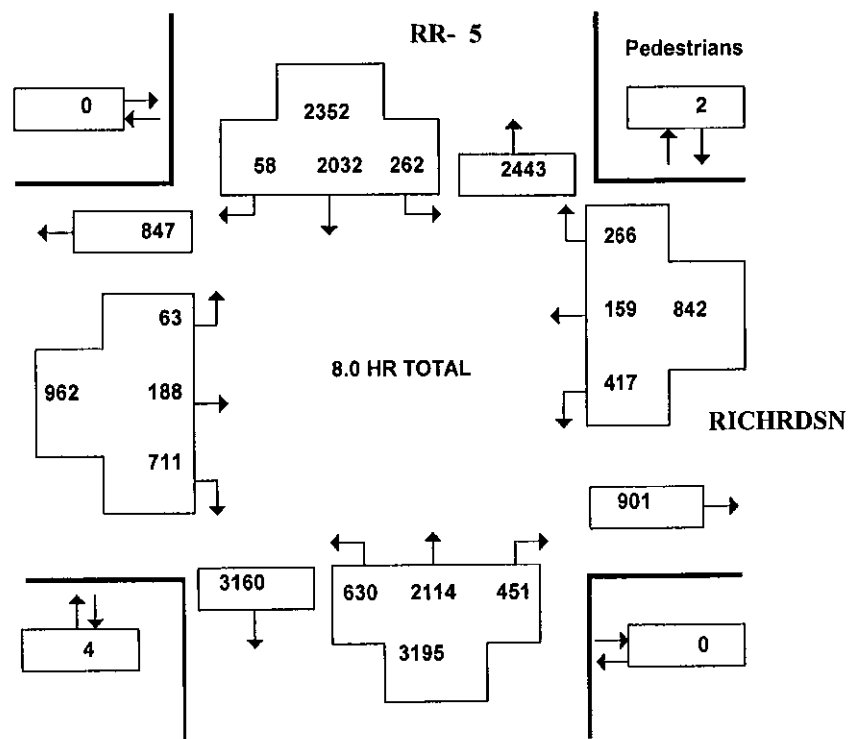
Printed on: 14/03/2011

CARP RD and RICHARDSON SIDE RD
(ULRS Listing RR- 5 & RICHRDSN)

Survey Date: Wednesday 24 July 2002
Conditions: dry
Start Time: 0700

Total Observed U-Turns
Northbound: 0 Southbound: 0
Eastbound: 0 Westbound: 0

AADT Factor
Wednesday in July is
9



Vehicular Turning Movements - Summary

CARP RD and RICHARDSON SIDE RD

(ULRS Listing RR- 5 & RICHARDSN)

Survey Date: Wednesday 24 July 2002

Conditions: dry

Start Time: 0700

Total Observed U-Turns

Northbound: 0

Southbound: 0

Eastbound: 0

Westbound: 0

AADT Factor

Wednesday in July is

9

Time Period	RR- 5										RICHARDSN									
	Northbound			SUB TOT	Southbound			SUB TOT	STR TOT	Eastbound			SUB TOT	Westbound			SUB TOT	STR TOT	GRAND TOT	
	LT	ST	RT		LT	ST	RT			LT	ST	RT		LT	ST	RT				
07:00-08:00	47	237	69	353	37	244	4	285	638	11	36	143	190	30	4	12	46	236	874	
08:00-09:00	51	272	99	422	25	269	5	299	721	8	36	132	176	39	11	30	80	256	977	
09:00-10:00	41	207	48	296	36	242	6	284	580	5	26	86	117	39	8	19	66	183	763	
11:30-12:30	63	249	39	351	36	249	4	289	640	8	21	74	103	52	17	33	102	205	845	
12:30-13:30	63	250	46	359	31	226	6	263	622	9	18	73	100	41	12	31	84	184	806	
15:00-16:00	86	289	38	413	29	235	4	268	681	5	16	60	81	62	25	37	124	205	886	
16:00-17:00	134	302	64	500	35	300	16	351	851	13	15	81	109	93	38	46	177	286	1137	
17:00-18:00	145	308	48	501	33	267	13	313	814	4	20	62	86	61	44	58	163	249	1063	
8.0 HR TOTAL	630	2114	451	3195	262	2032	58	2352	5547	63	188	711	962	417	159	266	842	1804	7351	

AM TOTAL (0700-0900)	98	509	168	775	62	513	9	584	1359	19	72	275	366	69	15	42	126	492	1851	
PM TOTAL (1530-1730)	260	634	112	1006	68	568	27	663	1669	18	36	154	208	172	77	80	329	537	2206	



Vehicular Turning Movements (15 Min. Volumes)

CARP RD and RICHARDSON SIDE RD

(ULRS Listing RR- 5 & RICHARDSN)

Survey Date: Wednesday 24 July 2002

Conditions: dry

Start Time: 07:00

Total Observed U-Turns

Northbound: 0 Southbound: 0

Eastbound: 0 Westbound: 0

AADT Factor

Wednesday in July is

9

Time Period	RR- 5									RICHARDSN									
	Northbound			SUB TOT	Southbound			SUB TOT	STR TOT	Eastbound			SUB TOT	Westbound			SUB TOT	STR TOT	GRAND TOT
	LT	ST	RT		LT	ST	RT			LT	ST	RT		LT	ST	RT			
07:00-07:15	8	43	9	60	8	53	0	61	121	1	2	35	38	4	3	4	11	49	170
07:15-07:30	9	59	17	85	12	67	1	80	165	4	6	31	41	3	1	2	6	47	212
07:30-07:45	12	63	11	86	9	63	1	73	159	3	14	40	57	10	0	2	12	69	228
07:45-08:00	18	72	32	122	8	61	2	71	193	3	14	37	54	13	0	4	17	71	264
08:00-08:15	15	68	26	109	4	77	1	82	191	2	13	27	42	12	2	6	20	62	253
08:15-08:30	6	69	26	101	9	69	1	79	180	3	7	38	48	10	0	9	19	67	247
08:30-08:45	15	73	24	112	7	70	0	77	189	1	9	29	39	8	4	7	19	58	247
08:45-09:00	15	62	23	100	5	53	3	61	161	2	7	38	47	9	5	8	22	69	230
09:00-09:15	7	56	12	75	9	60	0	69	144	1	10	24	35	16	2	3	21	56	200
09:15-09:30	12	53	16	81	9	52	3	64	145	1	3	24	28	9	0	5	14	42	187
09:30-09:45	15	60	14	89	10	58	2	70	159	1	8	20	29	7	4	5	16	45	204
09:45-10:00	7	38	6	51	8	72	1	81	132	2	5	18	25	7	2	6	15	40	172
11:30-11:45	18	66	10	94	7	56	0	63	157	2	6	27	35	16	4	14	34	69	226
11:45-12:00	12	61	11	84	5	67	1	73	157	3	7	10	20	12	4	5	21	41	198
12:00-12:15	14	54	11	79	12	81	1	94	173	2	7	18	27	11	5	6	22	49	222
12:15-12:30	19	68	7	94	12	45	2	59	153	1	1	19	21	13	4	8	25	46	199
12:30-12:45	27	68	13	108	8	51	3	62	170	5	4	23	32	6	1	10	17	49	219
12:45-13:00	17	63	9	89	6	53	1	60	149	2	4	22	28	9	4	9	22	50	199
13:00-13:15	10	66	7	83	10	62	1	73	156	2	6	19	27	17	5	9	31	58	214
13:15-13:30	9	53	17	79	7	60	1	68	147	0	4	9	13	9	2	3	14	27	174
15:00-15:15	26	65	8	99	5	61	1	67	166	2	4	11	17	9	4	13	26	43	209
15:15-15:30	16	60	9	85	12	64	1	77	162	1	1	17	19	15	6	10	31	50	212
15:30-15:45	18	83	7	108	4	45	0	49	157	0	7	11	18	14	10	3	27	45	202
15:45-16:00	26	81	14	121	8	65	2	75	196	2	4	21	27	24	5	11	40	67	263
16:00-16:15	23	84	16	123	6	74	2	82	205	3	3	22	28	22	7	13	42	70	275
16:15-16:30	31	86	17	134	7	78	5	90	224	3	7	19	29	20	8	15	43	72	296
16:30-16:45	34	60	19	113	17	74	5	96	209	4	2	27	33	22	10	7	39	72	281
16:45-17:00	46	72	12	130	5	74	4	83	213	3	3	13	19	29	13	11	53	72	285
17:00-17:15	48	79	15	142	9	80	7	96	238	3	3	17	23	20	9	9	38	61	299
17:15-17:30	34	89	12	135	12	78	2	92	227	0	7	24	31	21	15	11	47	78	305
17:30-17:45	36	76	13	125	9	60	2	71	196	0	4	11	15	7	6	24	37	52	248
17:45-18:00	27	64	8	99	3	49	2	54	153	1	6	10	17	13	14	14	41	58	211

Heavy Vehicle Summary Sheet - Hourly Volumes

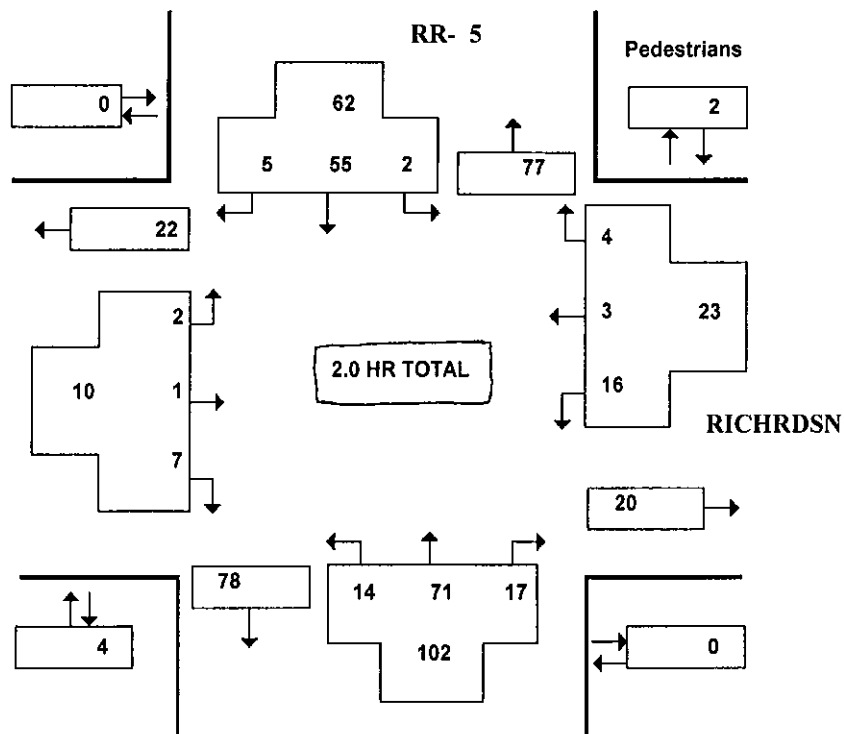
CARP RD and RICHARDSON SIDE RD

(ULRS Listing RR- 5 & RICHRDSN)

Survey Date : Wednesday 24 July 2002

Conditions : dry

Start Time : 0700



Time Period	RR- 5									RICHARDSN									
	Northbound			SUB TOT	Southbound			SUB TOT	STR TOT	Eastbound			SUB TOT	Westbound			SUB TOT	STR TOT	GRAND TOT
	LT	ST	RT		LT	ST	RT			LT	ST	RT		LT	ST	RT			
15:30-16:30	7	42	11	60	0	34	2	36	96	1	1	2	4	11	2	2	15	19	115
16:30-17:30	7	29	6	42	2	21	3	26	68	1	0	5	6	5	1	2	8	14	82
2.0 HR TOTAL	14	71	17	102	2	55	5	62	164	2	1	7	10	16	3	4	23	33	197

Heavy Vehicles are vehicles having one rear axle with four or more wheels, or having two or more rear axles. These vehicles include most O.C. Transpo, school and inter-city buses. Further, they ARE included in the Turning Movement Count Summary.

Approved by: JC

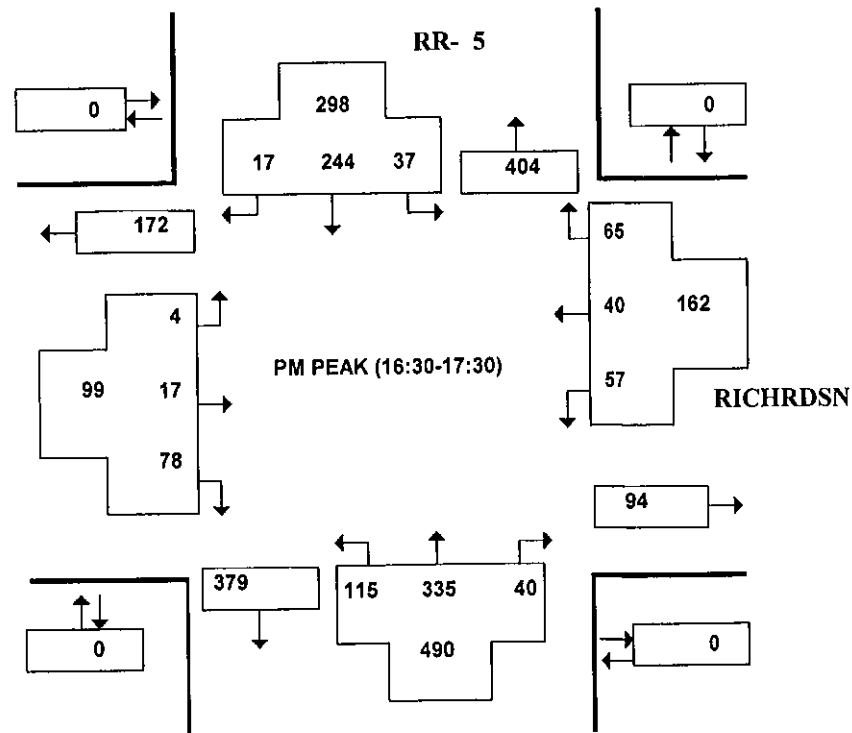
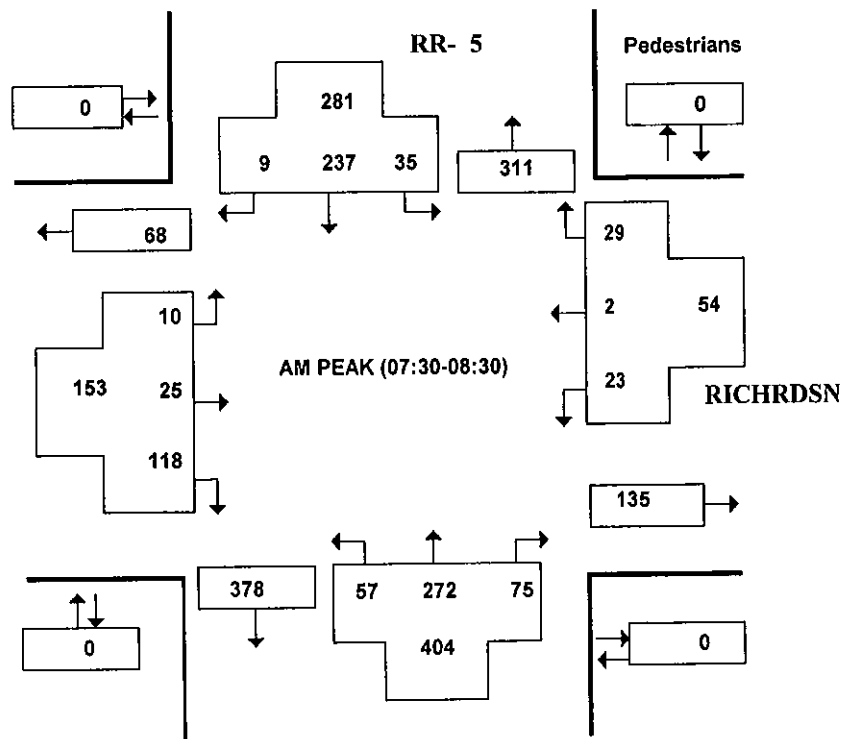
Printed on: 14/03/2011

CARP RD and RICHARDSON SIDE RD (ULRS Listing RR- 5 & RICHARDSN)

Survey Date: Friday 30 July 1999
Conditions: Dry
Start Time: 0700

Total Observed U-Turns
Northbound: 0 Southbound: 0
Eastbound: 0 Westbound: 0

AADT Factor
Friday in July is
9



Vehicular Turning Movements - Summary

CARP RD and RICHARDSON SIDE RD

(ULRS Listing RR- 5 & RICHARDSN)

Survey Date: Friday 30 July 1999

Conditions: Dry

Start Time: 0700

Total Observed U-Turns

Northbound: 0 Southbound: 0

Eastbound: 0 Westbound: 0

AADT Factor

Friday in July is

9

Time Period	RR- 5										RICHARDSN										
	Northbound				Southbound				SUB TOT	STR TOT	Eastbound				Westbound				SUB TOT	STR TOT	GRAND TOT
	LT	ST	RT	SUB TOT	LT	ST	RT	SUB TOT			STR TOT	LT	ST	RT	SUB TOT	LT	ST	RT			
07:00-08:00	53	237	68	358	23	228	9	260	618	7	27	115	149	17	5	19	41	190	808		
08:00-09:00	39	261	66	366	36	223	6	265	631	17	22	106	145	29	5	29	63	208	839		
09:00-10:00	36	198	40	274	24	201	4	229	503	5	21	77	103	30	13	10	53	156	659		
11:30-12:30	54	224	40	318	32	217	13	262	580	8	14	57	79	29	19	25	73	152	732		
12:30-13:30	83	253	51	387	27	246	4	277	664	6	11	76	93	46	20	40	106	199	863		
15:00-16:00	76	270	47	393	28	216	9	253	646	7	18	61	86	57	21	35	113	199	845		
16:00-17:00	115	311	52	478	43	241	15	299	777	7	12	82	101	69	45	46	160	261	1038		
17:00-18:00	105	306	28	439	28	233	10	271	710	3	20	62	85	59	38	42	139	224	934		
8.0 HR TOTAL	561	2060	392	3013	241	1805	70	2116	5129	60	145	636	841	336	166	246	748	1589	6718		

EQU. 12 HR TOTAL 779 2863 544 4186 334 2508 97 2939 7125 83 201 884 1168 467 230 341 1038 2206 9331

Note: These values are calculated by multiplying the totals by the appropriate expansion factor.

AVG. 12 HR TOTAL 701 2576 489 3766 300 2257 87 2644 6410 74 180 795 1049 420 207 306 933 1982 8392

Note: These volumes are calculated by multiplying the Equivalent 12 hr. totals by the AADT factor.

AVG. 24 HR TOTAL 918 3374 640 4932 393 2956 113 3462 8394 96 235 1041 1372 550 271 400 1221 2593 10987

Note: These volumes were calculated by multiplying the Average Daily 12 hr totals by 1.31.

AM TOTAL (0700-0900) 92 498 134 724 59 451 15 525 1249 24 49 221 294 46 10 48 104 398 1647

PM TOTAL (1530-1730) 210 621 95 926 72 494 26 592 1518 17 37 154 208 135 73 102 310 518 2036

Vehicular Turning Movements (15 Min. Volumes)

CARP RD and RICHARDSON SIDE RD

(ULRS Listing RR- 5 & RICHARDSN)

Survey Date: Friday 30 July 1999

Conditions: Dry

Start Time: 07:00

Total Observed U-Turns

Northbound: 0 Southbound: 0

Eastbound: 0 Westbound: 0

AADT Factor

Friday in July is

9

Time Period	RR- 5									RICHARDSN									
	Northbound			SUB TOT	Southbound			SUB TOT	STR TOT	Eastbound			SUB TOT	Westbound			SUB TOT	STR TOT	GRAND TOT
	LT	ST	RT		LT	ST	RT			LT	ST	RT		LT	ST	RT			
07:00-07:15	13	57	14	84	2	46	1	49	133	3	4	28	35	2	2	5	9	44	177
07:15-07:30	8	48	14	70	4	55	1	60	130	2	8	25	35	5	2	6	13	48	178
07:30-07:45	24	52	21	97	6	54	3	63	160	0	8	30	38	3	0	3	6	44	204
07:45-08:00	8	80	19	107	11	73	4	88	195	2	7	32	41	7	1	5	13	54	249
08:00-08:15	11	76	22	109	10	58	1	69	178	6	6	30	42	4	0	8	12	54	232
08:15-08:30	14	64	13	91	8	52	1	61	152	2	4	26	32	9	1	13	23	55	207
08:30-08:45	5	60	24	89	11	48	1	60	149	3	4	27	34	11	1	6	18	52	201
08:45-09:00	9	61	7	77	7	65	3	75	152	6	8	23	37	5	3	2	10	47	199
09:00-09:15	9	59	10	78	4	58	1	63	141	1	3	32	36	9	1	2	12	48	189
09:15-09:30	6	45	11	62	10	50	1	61	123	1	8	14	23	6	4	3	13	36	159
09:30-09:45	10	49	12	71	7	51	0	58	129	0	7	10	17	8	2	3	13	30	159
09:45-10:00	11	45	7	63	3	42	2	47	110	3	3	21	27	7	6	2	15	42	152
11:30-11:45	14	55	7	76	6	45	3	54	130	2	2	15	19	9	6	3	18	37	167
11:45-12:00	13	50	13	76	7	61	4	72	148	4	3	11	18	8	4	4	16	34	182
12:00-12:15	13	56	10	79	12	51	2	65	144	0	4	15	19	10	8	10	28	47	191
12:15-12:30	14	63	10	87	7	60	4	71	158	2	5	16	23	2	1	8	11	34	192
12:30-12:45	14	64	16	94	7	62	1	70	164	1	0	23	24	15	2	11	28	52	216
12:45-13:00	20	52	11	83	7	64	2	73	156	2	3	13	18	12	8	15	35	53	209
13:00-13:15	24	65	12	101	7	62	0	69	170	2	4	24	30	6	3	4	13	43	213
13:15-13:30	25	72	12	109	6	58	1	65	174	1	4	16	21	13	7	10	30	51	225
15:00-15:15	15	57	7	79	10	65	2	77	156	0	5	19	24	16	6	5	27	51	207
15:15-15:30	17	71	14	102	4	40	4	48	150	0	0	5	5	7	8	8	23	28	178
15:30-15:45	23	75	12	110	7	61	1	69	179	4	6	17	27	17	2	13	32	59	238
15:45-16:00	21	67	14	102	7	50	2	59	161	3	7	20	30	17	5	9	31	61	222
16:00-16:15	33	78	11	122	13	79	3	95	217	3	2	26	31	16	9	9	34	65	282
16:15-16:30	18	66	18	102	8	60	3	71	173	3	5	13	21	28	17	6	51	72	245
16:30-16:45	38	87	11	136	10	51	3	64	200	1	3	21	25	8	14	13	35	60	260
16:45-17:00	26	80	12	118	12	51	6	69	187	0	2	22	24	17	5	18	40	64	251
17:00-17:15	29	89	10	128	9	77	6	92	220	1	7	9	17	18	12	17	47	64	284
17:15-17:30	22	79	7	108	6	65	2	73	181	2	5	26	33	14	9	17	40	73	254
17:30-17:45	26	69	6	101	5	47	0	52	153	0	4	9	13	14	10	6	30	43	196
17:45-18:00	28	69	5	102	8	44	2	54	156	0	4	18	22	13	7	2	22	44	200



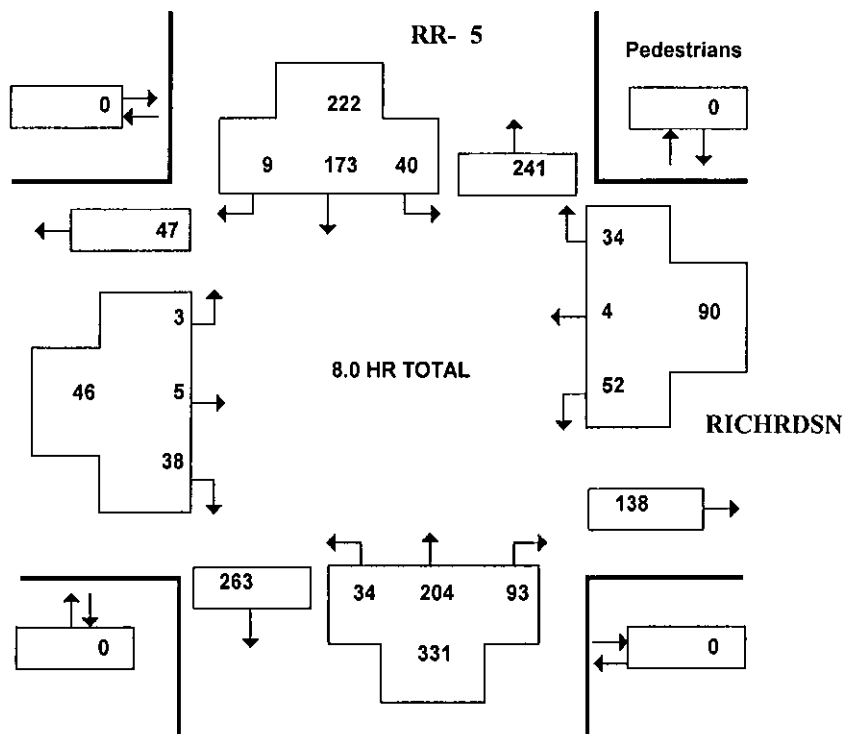
CARP RD and RICHARDSON SIDE RD

(ULRS Listing RR- 5 & RICHRDSN)

Survey Date : Friday 30 July 1999

Conditions : Dry

Start Time : 0700



Time Period	RR- 5										RICHRDSN									
	Northbound			SUB TOT	Southbound			SUB TOT	STR TOT	Eastbound			SUB TOT	Westbound			SUB TOT	STR TOT	GRAND TOT	
	LT	ST	RT		LT	ST	RT			LT	ST	RT		LT	ST	RT				
07:00-08:00	6	24	7	37	4	27	0	31	68	0	1	5	6	6	0	2	8	14	82	
08:00-09:00	7	28	12	47	3	27	2	32	79	0	0	6	6	6	0	3	9	15	94	
09:00-10:00	5	22	9	36	5	18	0	23	59	0	1	5	6	7	0	2	9	15	74	
11:30-12:30	4	26	11	41	5	21	3	29	70	0	0	3	3	7	1	4	12	15	85	
12:30-13:30	3	34	13	50	6	31	0	37	87	1	0	8	9	9	0	4	13	22	109	
15:00-16:00	1	24	20	45	7	18	1	26	71	1	2	6	9	10	0	6	16	25	96	
16:00-17:00	6	26	18	50	8	18	2	28	78	0	0	1	1	5	1	8	14	15	93	
17:00-18:00	2	20	3	25	2	13	1	16	41	1	1	4	6	2	2	5	9	15	56	
8.0 HR TOTAL	34	204	93	331	40	173	9	222	553	3	5	38	46	52	4	34	90	136	689	

Heavy Vehicles are vehicles having one rear axle with four or more wheels, or having two or more rear axles. These vehicles include most O.C. Transpo, school and inter-city buses. Further, they ARE included in the Turning Movement Count Summary.

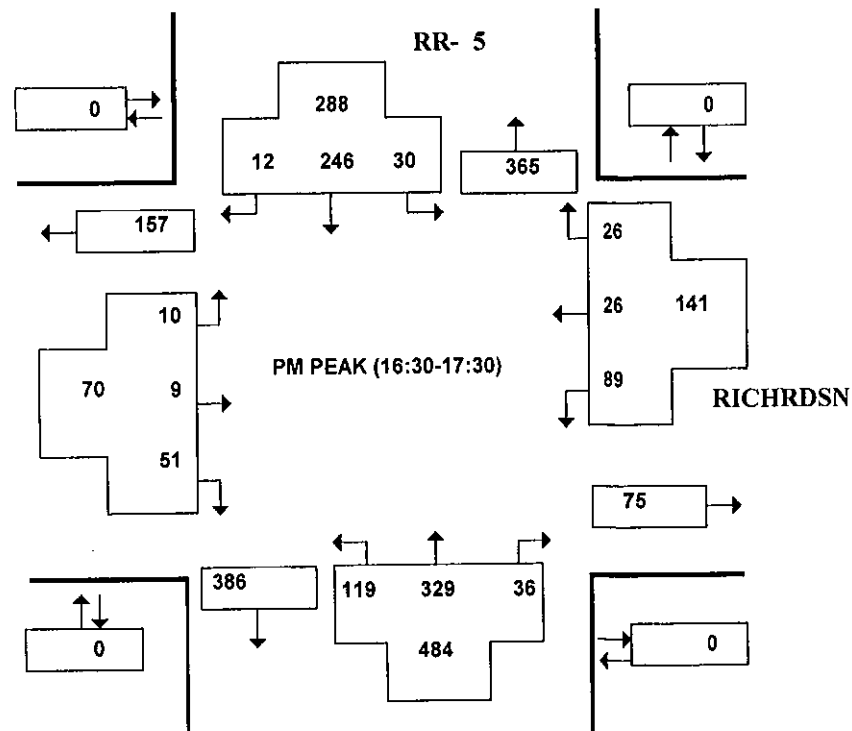
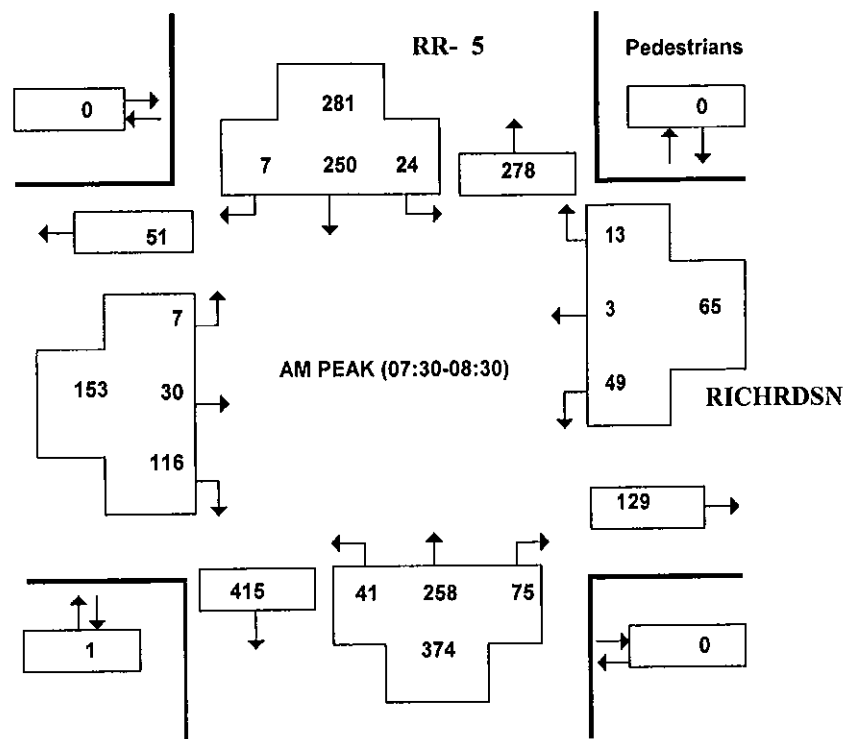
CARP RD and RICHARDSON SIDE RD

(ULRS Listing RR- 5 & RICHRDSN)

Survey Date: Thursday 23 July 1998
Conditions: Dry
Start Time: 0700

Total Observed U-Turns
 Northbound: 0 Southbound: 0
 Eastbound: 0 Westbound: 0

AADT Factor
 Thursday in July is
 9



Vehicular Turning Movements - Summary

CARP RD and RICHARDSON SIDE RD

(ULRS Listing RR- 5 & RICHARDSN)

Survey Date: Thursday 23 July 1998

Conditions: Dry

Start Time: 0700

Total Observed U-Turns

Northbound: 0

Southbound: 0

Eastbound: 0

Westbound: 0

AADT Factor

Thursday in July is

9

Time Period	RR- 5										RICHARDSN										GRAND TOT
	Northbound			SUB TOT	Southbound			SUB TOT	STR TOT	Eastbound			SUB TOT	Westbound			SUB TOT	STR TOT			
	LT	ST	RT		LT	ST	RT			LT	ST	RT		LT	ST	RT					
07:00-08:00	34	226	56	316	24	244	5	273	589	6	25	130	161	27	5	7	39	200	789		
08:00-09:00	38	243	58	339	20	233	7	260	599	8	27	103	138	44	3	27	74	212	811		
09:00-10:00	43	158	55	256	13	183	4	200	456	7	19	78	104	30	8	18	56	160	616		
11:30-12:30	47	195	51	293	21	201	15	237	530	10	11	59	80	29	10	17	56	136	666		
12:30-13:30	43	225	33	301	26	166	3	195	496	3	4	62	69	32	8	24	64	133	629		
15:00-16:00	63	261	52	376	24	242	8	274	650	7	9	66	82	36	10	19	65	147	797		
16:00-17:00	108	321	45	474	31	217	9	257	731	10	7	44	61	93	24	37	154	215	946		
17:00-18:00	111	315	34	460	25	255	12	292	752	7	10	58	75	63	23	24	110	185	937		
18:00-19:00	83	202	31	316	15	157	8	180	496	11	12	73	96	33	19	23	75	171	667		
19:00-20:00	66	131	20	217	10	95	7	112	329	2	14	38	54	40	15	13	68	122	451		
20:00-21:00	71	120	27	218	14	174	5	193	411	1	10	38	49	39	10	21	70	119	530		
11.0 HR TOTAL	707	2397	462	3566	223	2167	83	2473	6039	72	148	749	969	466	135	230	831	1800	7839		

EQU. 12 HR TOTAL 676 2702 533 3911 255 2419 87 2761 6672 80 155 834 1069 492 126 240 858 1927 8599

Note: These values are calculated by multiplying the totals by the appropriate expansion factor.

AVG. 12 HR TOTAL 608 2431 479 3518 229 2177 78 2484 6002 72 139 750 961 442 113 216 771 1732 7734

Note: These volumes are calculated by multiplying the Equivalent 12 hr. totals by the AADT factor.

AVG. 24 HR TOTAL 796 3184 627 4607 299 2851 102 3252 7859 94 182 982 1258 579 148 282 1009 2267 10126

Note: These volumes were calculated by multiplying the Average Daily 12 hr totals by 1.31.

AM TOTAL (0700-0900) 72 469 114 655 44 477 12 533 1188 14 52 233 299 71 8 34 113 412 1600

PM TOTAL (1530-1730) 194 623 85 902 56 485 22 563 1465 15 16 115 146 152 41 56 249 395 1860

Vehicular Turning Movements (15 Min. Volumes)

CARP RD and RICHARDSON SIDE RD

(ULRS Listing RR- 5 & RICHARDSN)

Survey Date: Thursday 23 July 1998

Conditions: Dry

Start Time: 07:00

Total Observed U-Turns

Northbound: 0 Southbound: 0

Eastbound: 0 Westbound: 0

AADT Factor

Thursday in July is

9

Time Period	RR- 5									RICHRDSN											SUB TOT	STR TOT	GRAND TOT
	Northbound			SUB TOT	Southbound			SUB TOT	STR TOT	Eastbound			SUB TOT	Westbound			SUB TOT	STR TOT					
	LT	ST	RT		LT	ST	RT			LT	ST	RT		LT	ST	RT							
07:00-07:15	7	36	6	49	6	55	1	62	111	2	5	29	36	2	0	3	5	41	152				
07:15-07:30	5	56	9	70	5	67	0	72	142	2	5	38	45	5	2	4	11	56	198				
07:30-07:45	16	58	17	91	5	57	1	63	154	1	2	40	43	10	0	0	10	53	207				
07:45-08:00	6	76	24	106	8	65	3	76	182	1	13	23	37	10	3	0	13	50	232				
08:00-08:15	6	70	18	94	6	64	0	70	164	1	7	29	37	16	0	6	22	59	223				
08:15-08:30	13	54	16	83	5	64	3	72	155	4	8	24	36	13	0	7	20	56	211				
08:30-08:45	10	62	13	85	6	53	0	59	144	1	8	30	39	2	1	10	13	52	196				
08:45-09:00	9	57	11	77	3	52	4	59	136	2	4	20	26	13	2	4	19	45	181				
09:00-09:15	11	44	15	70	2	53	2	57	127	0	6	19	25	9	0	1	10	35	162				
09:15-09:30	10	37	18	65	2	44	1	47	112	1	5	23	29	5	2	7	14	43	155				
09:30-09:45	10	33	14	57	5	41	0	46	103	3	5	23	31	12	6	3	21	52	155				
09:45-10:00	12	44	8	64	4	45	1	50	114	3	3	13	19	4	0	7	11	30	144				
11:30-11:45	12	36	11	59	3	51	2	56	115	3	4	13	20	11	1	6	18	38	153				
11:45-12:00	6	52	12	70	3	51	6	60	130	3	4	13	20	6	3	4	13	33	163				
12:00-12:15	19	56	17	92	5	49	4	58	150	2	0	22	24	5	3	2	10	34	184				
12:15-12:30	10	51	11	72	10	50	3	63	135	2	3	11	16	7	3	5	15	31	166				
12:30-12:45	11	60	7	78	9	46	0	55	133	0	0	15	15	5	0	5	10	25	158				
12:45-13:00	8	56	9	73	2	32	3	37	110	0	1	22	23	8	2	6	16	39	149				
13:00-13:15	15	66	6	87	9	49	0	58	145	2	2	10	14	8	2	7	17	31	176				
13:15-13:30	9	43	11	63	6	39	0	45	108	1	1	15	17	11	4	6	21	38	146				
15:00-15:15	14	59	13	86	5	46	2	53	139	1	2	15	18	8	2	5	15	33	172				
15:15-15:30	18	60	12	90	9	63	2	74	164	3	3	11	17	12	3	5	20	37	201				
15:30-15:45	15	57	10	82	5	68	0	73	155	2	1	24	27	6	3	6	15	42	197				
15:45-16:00	16	85	17	118	5	65	4	74	192	1	3	16	20	10	2	3	15	35	227				
16:00-16:15	23	78	9	110	10	57	3	70	180	2	3	9	14	21	4	12	37	51	231				
16:15-16:30	21	74	13	108	6	49	3	58	166	0	0	15	15	26	6	9	41	56	222				
16:30-16:45	39	96	14	149	8	52	3	63	212	6	1	9	16	25	7	8	40	56	268				
16:45-17:00	25	73	9	107	7	59	0	66	173	2	3	11	16	21	7	8	36	52	225				
17:00-17:15	24	85	6	115	7	63	5	75	190	1	5	15	21	18	9	5	32	53	243				
17:15-17:30	31	75	7	113	8	72	4	84	197	1	0	16	17	25	3	5	33	50	247				
17:30-17:45	34	97	10	141	3	67	2	72	213	2	1	13	16	13	7	7	27	43	256				
17:45-18:00	22	58	11	91	7	53	1	61	152	3	4	14	21	7	4	7	18	39	191				
18:00-18:15	35	58	7	100	6	51	1	58	158	0	1	15	16	4	3	6	13	29	187				
18:15-18:30	15	45	8	68	5	47	1	53	121	5	4	22	31	13	7	5	25	56	177				
18:30-18:45	15	53	9	77	2	30	6	38	115	3	3	23	29	10	5	7	22	51	166				
18:45-19:00	18	46	7	71	2	29	0	31	102	3	4	13	20	6	4	5	15	35	137				
19:00-19:15	20	37	3	60	5	30	1	36	96	0	3	10	13	16	6	6	28	41	137				

**CARP RD and RICHARDSON SIDE RD**

(ULRS Listing RR- 5 & RICHARDSN)

Survey Date: Thursday 23 July 1998

Conditions: Dry

Start Time: 07:00

Total Observed U-Turns

Northbound: 0 Southbound: 0

Eastbound: 0 Westbound: 0

AADT FactorThursday in July is
9

Time Period	RR- 5										RICHRDSN										
	Northbound				Southbound				SUB TOT	STR TOT	Eastbound				Westbound				SUB TOT	STR TOT	GRAND TOT
	LT	ST	RT	SUB TOT	LT	ST	RT	SUB TOT			LT	ST	RT	SUB TOT	LT	ST	RT	SUB TOT			
19:15-19:30	16	29	2	47	3	19	1	23	70	0	5	6	11	4	2	4	10	21	91		
19:30-19:45	18	38	12	68	1	35	3	39	107	2	4	12	18	8	2	3	13	31	138		
19:45-20:00	12	27	3	42	1	11	2	14	56	0	2	10	12	12	5	0	17	29	85		
20:00-20:15	17	32	8	57	3	27	1	31	88	1	2	8	11	13	3	6	22	33	121		
20:15-20:30	19	38	6	63	0	41	2	43	106	0	7	9	16	6	1	3	10	26	132		
20:30-20:45	15	26	5	46	5	32	0	37	83	0	0	11	11	16	2	4	22	33	116		
20:45-21:00	20	24	8	52	6	74	2	82	134	0	1	10	11	4	4	8	16	27	161		



Heavy Vehicle Summary Sheet - Hourly Volumes

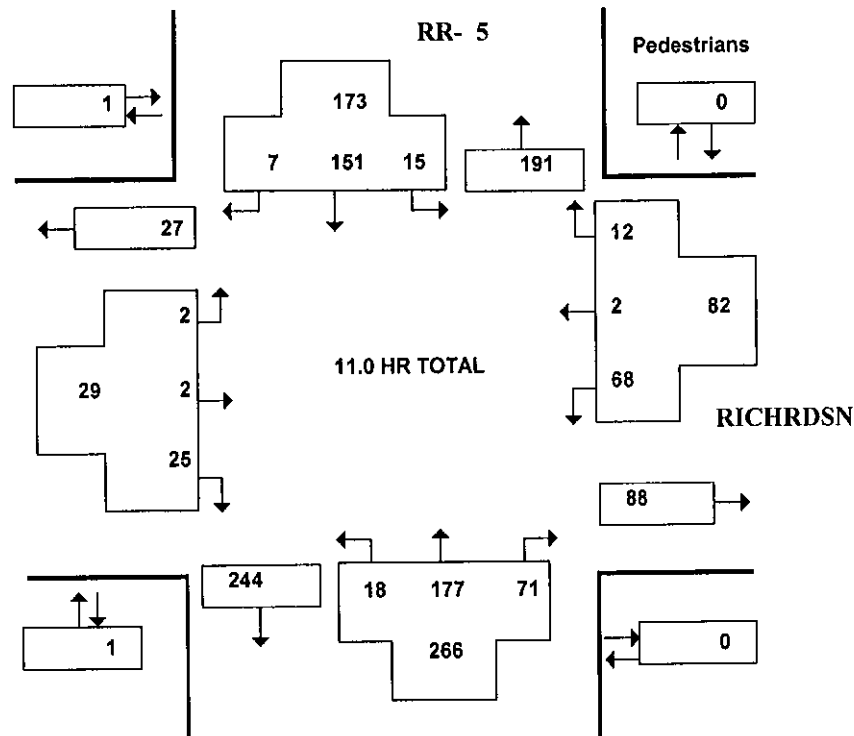
CARP RD and RICHARDSON SIDE RD

(ULRS Listing RR- 5 & RICHARDSN)

Survey Date : Thursday 23 July 1998

Conditions : Dry

Start Time : 0700



Time Period	RR- 5										RICHARDSN									
	Northbound			SUB TOT	Southbound			SUB TOT	STR TOT	Eastbound			SUB TOT	Westbound			SUB TOT	STR TOT	GRAND TOT	
	LT	ST	RT		LT	ST	RT			LT	ST	RT		LT	ST	RT				
07:00-08:00	2	20	6	28	2	30	0	32	60	1	1	3	5	5	0	2	7	12	72	
08:00-09:00	4	16	9	29	3	24	1	28	57	0	0	3	3	15	0	0	15	18	75	
09:00-10:00	1	20	12	33	1	18	0	19	52	0	0	2	2	9	0	1	10	12	64	
11:30-12:30	4	19	13	36	0	21	1	22	58	1	0	4	5	8	1	1	10	15	73	
12:30-13:30	1	21	10	32	1	15	0	16	48	0	1	3	4	9	0	4	13	17	65	
15:00-16:00	1	28	13	42	1	23	1	25	67	0	0	7	7	9	0	2	11	18	85	
16:00-17:00	1	23	8	32	3	10	1	14	46	0	0	1	1	9	0	1	10	11	57	
17:00-18:00	1	17	0	18	1	6	1	8	26	0	0	0	0	0	0	0	0	0	26	
18:00-19:00	2	12	0	14	2	3	1	6	20	0	0	2	2	2	1	0	3	5	25	
19:00-20:00	1	0	0	1	1	1	1	3	4	0	0	0	0	2	0	1	3	3	7	
20:00-21:00	0	1	0	1	0	0	0	0	1	0	0	0	0	0	0	0	0	0	1	
11.0 HR TOTAL	18	177	71	266	15	151	7	173	439	2	2	25	29	68	2	12	82	111	550	

Heavy Vehicles are vehicles having one rear axle with four or more wheels, or having two or more rear axles. These vehicles include most O.C. Transpo, school and inter-city buses. Further, they ARE included in the Turning Movement Count Summary.

Bicycle Volume Summary Sheet - Hourly Volumes

CARP RD and RICHARDSON SIDE RD

(ULRS Listing RR- 5 & RICHARDSN)

Survey Date: Thursday 23 July 1998

Conditions: Dry

Start Time: 0700

Time Period	NORTHBOUND APPROACH ON RR- 5	SOUTHBOUND APPROACH ON RR- 5	STREET TOTAL	EASTBOUND APPROACH ON RICHARDSN	WESTBOUND APPROACH ON RICHARDSN	STREET TOTAL	GRAND TOTAL
07:00-08:00	0	0	0	1	0	1	1
08:00-09:00	0	0	0	1	4	5	5
09:00-10:00	0	0	0	2	2	4	4
11:30-12:30	1	1	2	0	0	0	2
12:30-13:30	2	1	3	0	0	0	3
15:00-16:00	0	0	0	9	0	9	9
16:00-17:00	0	0	0	0	1	1	1
17:00-18:00	0	0	0	0	0	0	0
18:00-19:00	0	1	1	0	1	1	2
19:00-20:00	0	1	1	0	0	0	1
20:00-21:00	0	0	0	0	0	0	0
11.0 HR TOTAL	3	4	7	13	8	21	28

Note: These volumes consists of bicycles only (no mopeds or motorcycles) and ARE NOT included in the Turning Movement Count Summary.